

**INDEPENDENT AUDITOR'S REPORT**

**To the Board of Directors of  
VISHNU PRAKASH R PUNGLIA LIMITED**

**Report on the Audit of the Special Purpose Ind AS Financial Statements**

**Opinion**

We have audited the accompanying special purpose Ind AS financial statements of **VISHNU PRAKASH R PUNGLIA LIMITED** (hereinafter referred to as 'the Company'), which comprise the special purpose Balance Sheet as at 31<sup>st</sup> March 2020, and the special purpose Statement of Profit and Loss (including Other Comprehensive Income), the Special purpose Statement of changes in Equity and the Special purpose Cash Flows for the year then ended, and notes to the special purpose Ind AS financial statements, including a summary of significant accounting policies and other explanatory information (hereinafter referred to as 'the Special Purpose Ind AS Financial Statements').

In our opinion and to the best of our information and according to the explanations given to us, the special purpose Ind AS financial statements as at and for the year ended 31 March 2020, are prepared, in all material respects, in accordance with the basis of preparation described in Note 2.1 to these special purpose Ind AS financial statements.

**Basis for Opinion**

We conducted our audit of the special purpose Ind AS financial statements in accordance with the Standards on Auditing (SAs) specified under section 143(10) of the Companies Act, 2013 as amended ('the Act'). Our responsibilities under those Standards are further described in the *Auditor's Responsibilities for the audit of the Special Purpose Ind AS Financial Statements* section of our report. We are independent of the Company in accordance with the 'Code of Ethics' issued by the Institute of Chartered Accountants of India (ICAI) together with the ethical requirements that are relevant to our audit of the financial statements under the provisions of Act and Rules thereunder, and we have fulfilled our other ethical responsibilities in accordance with these requirements and the Code of Ethics. We believe that the audit evidence we have obtained is sufficient and appropriate to provide a basis for our opinion on the special purpose Ind AS financial statements.

**Emphasis of matter**

- We draw attention to Note 2.1 to the Special purpose Ind AS financial statements, which describes the basis of preparation of these special purpose Ind AS financial statements. As explained therein, these special purpose Ind AS financial statements have been prepared by the Company in response to the requirements of the e-mail dated 28<sup>th</sup> October 2021 from Securities and Exchange Board of India ("SEBI") to Association of Investment Bankers of India, instructing lead managers to ensure that companies provide financial statement prepared in accordance with India Accounting Standards (Ind As) for All the three years and stub period (hereinafter referred to as the "the SEBI e-mail") for submission to SEBI. Accordingly, the attached Special purpose Ind AS financial statements may not be suitable for any other purpose and this report should not be

# Banshi Jain & Associates

## Chartered Accountants

used, referred to or distributed for any other purpose. We have no responsibility to update this report for events and circumstances occurring after the date of this report. Our opinion is not modified in respect of this matter.

- We draw attention to Foot note 2 of Note no. 38 regarding not incorporating joint operation assets, liabilities and expenses in the financial statements on account of dispute with joint venture partner. Our opinion is not modified in respect of this matter.

### **Responsibilities of the Management and Board Of Directors for Special purpose Ind AS financial statements**

The Company's Management and Board of Directors are responsible for the preparation and presentation of these special purpose Ind AS financial statements in accordance with the basis of preparation as stated in Note 2.1. The Management and Board of Directors of the Company is responsible for maintenance of adequate accounting records for safeguarding of the assets of the Company and for preventing and detecting frauds and other irregularities; the selection and application of appropriate accounting policies; making judgements and estimates that are reasonable and prudent; and the design, implementation and maintenance of adequate internal financial controls, that were operating effectively for ensuring accuracy and completeness of the accounting records, relevant to the preparation and presentation of the special purpose Ind AS financial statements and are free from material misstatement, whether due to fraud and error.

In preparing the Special purpose Ind AS financial statements, the Management and Board of Directors of the Company is responsible for assessing the ability of the Company to continue as a going concern, disclosing, as applicable, matters related to going concern and using the going concern basis of accounting unless the Board of Directors either intends to liquidate the company or to cease operation, or has no realistic alternative but to do so.

The Board of Directors of the Company is responsible for overseeing the financial reporting process of the Company.

### **Auditors' Responsibilities for the Audit of the special purpose Ind AS financial statements**

Our objectives are to obtain reasonable assurance about whether the special purpose Ind AS financial statements as a whole are free from material misstatement, whether due to fraud or error, and to issue an auditor's report that includes our opinion. Reasonable assurance is a high level of assurance, but is not a guarantee that an audit conducted in accordance with SAs will always detect a material misstatement when it exists. Misstatements can arise from fraud or error and are considered material if, individually or in the aggregate, they could reasonably be expected to influence the economic decisions of users taken on the basis of these special purpose Ind AS financial statements.

As part of an audit in accordance with SAs, we exercise professional judgment and maintain professional skepticism throughout the audit. We also:

- Identify and assess the risks of material misstatement of the special purpose Ind AS financial statements, whether due to fraud or error, design and perform audit procedures responsive to those risks, and obtain

1st Floor, Yellow Tower, Near Mahendra  
Complex, Bombay Motor Circle,  
Jodhpur (Raj.)-342003  
0291-2636939, [www.bjaa.in](http://www.bjaa.in)  
hemant.malu@bjaa.in



H.O. : 5th Floor, La Magasin, Above Rookkala Store, S V Road, Santacruz West, Mumbai (Mah.) - 400054

# Banshi Jain & Associates

## Chartered Accountants

audit evidence that is sufficient and appropriate to provide a basis for our opinion. The risk of not detecting a material misstatement resulting from fraud is higher than for one resulting from error, as fraud may involve collusion, forgery, intentional omissions, misrepresentations, or the override of internal control.

- Obtain an understanding of internal control relevant to the audit in order to design audit procedures that are appropriate in the circumstances but not for the purpose for expressing an opinion on effectiveness of the Company's internal financial control.
- Evaluate the appropriateness of accounting policies used and the reasonableness of accounting estimates and related disclosures made by Management and Board of Directors.
- Conclude on the appropriateness of Management and Board of Directors use of the going concern basis of accounting and, based on the audit evidence obtained, whether a material uncertainty exists related to events or conditions that may cast significant doubt on the Company's ability to continue as a going concern. If we conclude that a material uncertainty exists, we are required to draw attention in our auditor's report to the related disclosures in the special purpose Ind AS financial statements or, if such disclosures are inadequate, to modify our opinion. Our conclusions are based on the audit evidence obtained up to the date of our auditor's report. However, future events or conditions may cause the Company to cease to continue as a going concern.
- Evaluate the overall presentation, structure and content of the special purpose Ind AS financial statements, including the disclosures, and whether of the special purpose Ind AS financial statements represent the underlying transactions and events in a manner that achieves fair presentation.

We communicate with those charged with governance regarding, among other matters, the planned scope and timing of the audit and significant audit findings, including any significant deficiencies in internal control that we identify during our audit.

We also provide those charged with governance with a statement that we have complied with relevant ethical requirements regarding independence, and to communicate with them all relationships and other matters that may reasonably be thought to bear on our independence, and where applicable, related safeguards.

For **BANSHI JAIN & ASSOCIATES**

Chartered Accountants

FRN: 100990W



**Hemant Malu**

Partner

MNo: 404017

UDIN: 231104012BG20XC5756



Place : Jodhpur

Date : 27th March 2023

1st Floor, Yellow Tower, Near Mahendra  
Complex, Bombay Motor Circle,  
Jodhpur (Raj.)-342003  
0291-2636939, [www.bjaa.in](http://www.bjaa.in)  
hemant.malu@bjaa.in

H.O. : 5th Floor, La Magasin, Above Roopkala Store, S V Road, Santacruz West, Mumbai (Mah.) - 400054

**VISHNU PRAKASH R PUNGLIA LIMITED**

**SPECIAL PURPOSE BALANCE SHEET AS AT 31st MARCH 2020**

(All amounts are in Rupees Millions, unless otherwise stated)

Particulars	Note No.	As At 31st March 2020
<b>ASSETS</b>		
<b>Non - Current Assets :</b>		
Property, Plant and Equipment	3	483.08
Investment Property	4	69.54
Financial Assets		
i. Investments	5	0.98
ii. Other Financial Assets	5A	50.77
Other Non Current Assets	6	0.26
<b>Total Non - Current Assets (A)</b>		<b>604.63</b>
<b>Current assets</b>		
Inventories	7	1,016.37
Financial assets		
i. Loans & Advances	8	5.98
ii. Trade receivables	9	924.24
iii. Cash and cash equivalents	10	39.67
iv. Other Balance with Bank	11	217.43
v. Other Financial Assets	12	45.35
Current Tax Assets	13	38.26
Other Current Assets	14	198.28
<b>Total current assets (B)</b>		<b>2,485.58</b>
<b>Total Assets (A+B)</b>		<b>3,090.21</b>
<b>EQUITY AND LIABILITIES</b>		
<b>Equity</b>		
Equity Share Capital	15	281.48
Other Equity	16	663.71
<b>Total Equity (A)</b>		<b>945.19</b>
<b>LIABILITIES</b>		
<b>Non Current liabilities</b>		
(a) Financial Liabilities		
Long Term Borrowings	17	39.12
(b) Provisions	18	5.35
(c) Deferred Tax Liability	19	21.76
<b>Current liabilities</b>		
(a) Financial Liabilities		
i. Short Term Borrowings	17	1,183.05
ii. Trade payables	20	
Due to micro and small enterprise		232.20
Due to other than micro and small enterprise		551.29
iii. Other Financial Liabilities	21	54.25
(b) Other current liabilities	22	57.40
(c) Provisions	18	0.60
<b>Total liabilities (B)</b>		<b>2,145.02</b>
<b>Total Equity and Liabilities (A+B)</b>		<b>3,090.21</b>

The above should be read with the basis of preparation and Significant Accounting Policies forming part of the Special Purpose financial Statements and Notes to the Special Purpose Financial Statements.

For and on Behalf of Board of  
VISHNU PRAKASH R PUNGLIA LIMITED

  
Manohar Lal Punglia  
Managing Director  
DIN : 02161961

  
Ajay Punglia  
Whole Time Director  
DIN : 02162190

  
Sarfaraz Ahmed  
Chief Financial Officer

  
Neha Matnani  
Company Secretary  
Membership No. A69247

As per our report of even date  
For Banshi Jain & Associates  
Chartered Accountants  
FRN - 0100990W

  
Hemant Malu  
Partner  
Membership No. 404017

Date: 27th March 2023  
Place: Jodhpur



**VISHNU PRAKASH R PUNGLIA LIMITED**

**SPECIAL PURPOSE STATEMENT OF PROFIT AND LOSS FOR THE YEAR ENDED 31st MARCH 2020**  
(All amounts are in Rupees Millions, unless otherwise stated)

Particulars	Note No.	For the year ended 31st March 2020
<b>REVENUE :</b>		
Revenue from Operations	23	3,731.51
Other Income	24	22.42
<b>Total Income</b>		<b>3,753.93</b>
<b>EXPENSES :</b>		
Purchase Cost	25	1,215.00
Construction Expenses	26	2,154.02
Changes in Inventories	27	(183.88)
Employee Benefits Expense	28	95.42
Finance Costs	29	176.46
Depreciation and Amortisation Expense	30	41.73
Other Expenses	31	71.62
<b>Total Expenses</b>		<b>3,570.37</b>
<b>Profit / [Loss] before Tax</b>		<b>183.56</b>
Less / (Add) :		
Current Tax		58.72
Deferred Tax		(1.71)
<b>Profit / [Loss] for the Year</b>		<b>126.55</b>
<b>OTHER COMPREHENSIVE INCOME</b>		
<b>A. Other Comprehensive income not to be reclassified to profit and loss in subsequent periods:</b>		
Financial Instruments through Other Comprehensive Income		0.09
Remeasurements of defined employee benefit		1.29
Deferred Tax on revaluation of financial instruments		(0.01)
<b>B. Other Comprehensive income to be reclassified to profit and loss in subsequent periods:</b>		
<b>TOTAL OTHER COMPREHENSIVE INCOME FOR THE YEAR</b>		<b>1.37</b>
<b>TOTAL COMPREHENSIVE INCOME FOR THE YEAR, NET OF TAX</b>		<b>127.92</b>
<b>Earnings Per Share (EPS) attributable to Equity Shareholder</b>		
Basic EPS & Diluted EPS (INR)	32	1.50

The above should be read with the basis of preparation and Significant Accounting Policies forming part of the Special Purpose financial Statements and Notes to the Special Purpose Financial Statements.

For and on Behalf of Board of  
VISHNU PRAKASH R PUNGLIA LIMITED

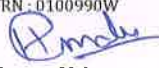
  
**Manohar Lal Punglia**  
Managing Director  
DIN : 02161961

  
**Ajay Punglia**  
Whole Time Director  
DIN : 02162190

  
**Sarfaraz Ahmed**  
Chief Financial Officer

  
**Neha Matnani**  
Company Secretary  
Membership No. A69247

As per our report of even date  
**For Banshi Jain & Associates**  
Chartered Accountants  
FRN : 0100990W

  
**Hemant Malu**  
Partner  
Membership No. 404017

Date: 27th March 2023  
Place: Jodhpur



**VISHNU PRAKASH R PUNGLIA LIMITED****SPECIAL PURPOSE STATEMENT OF CHANGES IN EQUITY FOR THE YEAR ENDED 31st MARCH 2020**

(All amounts are in Million Rupees, unless otherwise stated)

**A. Equity Share Capital**

Balance as at 1st April, 2019	Changes in equity share due to prior period errors	Balance as at April 1, 2019	Changes in equity share due during the year	Balance as at March 31, 2020
281.48	-	281.48	-	281.48

**B. Other Equity**

Particular	Reserves and Surplus		Other Comprehensive Income	Total
	Securities Premium	Retained Earnings		
Balance as at April 1, 2019	-	535.79	-	535.79
Changes in accounting policy/prior period errors	-	-	-	-
Balance at the beginning of the reporting period	-	535.79	-	535.79
Profit for the year	-	126.55	-	126.55
Other Comprehensive Income for the year	-	-	1.37	1.37
Balance as at March 31, 2020	-	662.34	1.37	663.71

The above should be read with the basis of preparation and Significant Accounting Policies forming part of the Special Purpose financial Statements and Notes to the Special Purpose Financial Statements.

For and on Behalf of Board of  
VISHNU PRAKASH R PUNGLIA LIMITED

  
Manohar Lal Punglia  
Managing Director  
DIN : 02161961

  
Ajay Punglia  
Whole Time Director  
DIN : 02162190

  
Sarfaraz Ahmed  
Chief Financial  
Officer

  
Neha Matnani  
Company Secretary  
Membership No.  
A69247

As per our report of even date  
For Banshi Jain & Associates  
Chartered Accountants  
FRN : 0100990W

  
Hemant Malu  
Partner  
Membership No. 404017

Date: 27th March 2023  
Place: Jodhpur



**VISHNU PRAKASH R PUNGLIA LIMITED**

**SPECIAL PURPOSE CASH FLOW STATEMENT FOR THE YEAR ENDED 31st MARCH 2020**  
(All amounts are in Million Rupees, unless otherwise stated)


PARTICULARS	For the year ended 31st March 2020
<b>Cash Flow From Operating Activities :</b>	
Net Profit/(Loss) before taxation	183.56
<u>Adjustments for :</u>	
Depreciation	41.73
Finance Cost	176.46
Interest received	(17.04)
Dividend received	(0.00)
Rental Income	(0.84)
Remeasurement of Defined Employee Benefit	1.29
<b>Operating Profit before Working Capital changes</b>	<b>385.16</b>
<u>Adjustments for :</u>	
(Increase)/Decrease in Other Non Current Assets	23.02
(Increase)/Decrease in Inventories	(183.88)
(Increase)/Decrease in Loans and advances	19.02
(Increase)/Decrease in Other Financial Assets	(3.97)
(Increase)/Decrease in Trade Receivables	(157.16)
(Increase)/Decrease in Other Current Assets	(56.41)
Increase/(Decrease) in Trade payables	329.61
Increase/(Decrease) in Other Financial Liabilities	53.20
Increase/(Decrease) in Provisions	1.49
Increase/(Decrease) in Other Current Liabilities	46.87
<b>Cash generated from operations</b>	<b>456.95</b>
Less : Taxes paid (Net of Refunds)	78.06
<b>Net cash generated in operating activities (A)</b>	<b>378.89</b>
<b>Cash Flow From Investing Activities :</b>	
Purchase of Investments	(0.50)
Purchase of Investment Property	(8.30)
Purchase of Property Plant & Equipments	(62.07)
Investments in Fixed Deposits (net)	(37.40)
Dividend received	0.00
Rental Income	0.84
Interest received	17.04
<b>Net cash from investing activities (B)</b>	<b>(90.39)</b>
<b>Cash Flow From Financing Activities</b>	
Proceeds from Long Term Borrowings	34.45
Repayment of Long Borrowings	(186.06)
(Repayment) / Proceeds from Short Term Borrowings (Net)	73.67
Finance Cost	(176.46)
<b>Net cash used in financing activities (C)</b>	<b>(254.40)</b>
<b>Net Increase / (Decrease) in Cash &amp; Cash Equivalents (A + B + C)</b>	<b>34.10</b>
Cash & Cash Equivalents as at beginning of the year	5.57
Cash & Cash Equivalents as at end of the year	39.67
<b>Net Increase / (Decrease) in Cash &amp; Cash Equivalents</b>	<b>34.10</b>
<b>Components of cash and cash equivalents :</b>	
-Cash on hand	1.68
-Balances with Banks	-
-In Currents Accounts	37.99
<b>Total</b>	<b>39.67</b>


**NOTE :**

Cash flow has been prepared under the indirect method as set out in Ind AS 7 on "Statement on Cash Flows".


The above should be read with the basis of preparation and Significant Accounting Policies forming part of the Special Purpose financial Statements and Notes to the Special Purpose Financial Statements.

**For and on Behalf of Board of  
VISHNU PRAKASH R PUNGLIA LIMITED**


  
**Manohar Lal Punglia**  
Managing Director  
DIN : 02161961

  
**Ajay Punglia**  
Whole Time Director  
DIN : 02162190

  
**Sarfaraz Ahmed**  
Chief Financial Officer

  
**Neha Matnani**  
Company Secretary  
Membership No. A69247

As per our report of even date  
**For Banshi Jain & Associates**  
Chartered Accountants  
FRN - 0100990W

  
**Hemant Malu**  
Partner  
Membership No. 404017  
Date: 27th March 2023  
Place: Jodhpur



# VISHNU PRAKASH R PUNGLIA LIMITED

## NOTES TO SPECIAL PURPOSE FINANCIAL STATEMENTS

### 1. Corporate Information

Vishnu Prakash R. Punglia Limited (VPRP) (CIN - U45203MH2013PLC243252) (hereinafter referred as "The Company") was incepted in year 1986 having its registered office at Unit No. 3, 5Th Floor, B-Wing, Trade Star Premises Co-Operative Society Limited building At Village Kondivita, Mathuradas VasANJI Road, Near Chakala Metro Station, Andheri East Mumbai MH-400059, as a Construction & infrastructure Development partnership firm, later in April 2013 Converted as a limited company under Part IX of Indian Companies act 1956.

The company is registered with the Registrar of Companies, Mumbai (Maharashtra) India and engaged in the business of engineering, procurement and construction of infrastructure projects.

### 2. Basis of Preparation, Measurement and Significant Accounting Policies

#### 2.1 Basis of Preparation and Measurement

##### A. Statement of Compliance

The Special Purpose IND AS financial Statements of the Company comprise the Special Purpose Balance Sheet as at 31<sup>st</sup> March 2020, the Special Purpose Statement of Profit and Loss (including Other Comprehensive Income), Special Purpose Statement of Changes in Equity and the Special Purpose Statement of Cash Flows for the year ended 31<sup>st</sup> March 2020, the summary of significant accounting policies and explanatory notes (collectively, the 'Special Purpose IND AS Financial Statements').

The Company has prepared financial statements as required under the Securities and Exchange Board of India (Issue of Capital and Disclosure Requirements) Regulations, 2018, as amended ("ICDR Regulations") issued by the Securities and Exchange Board of India ("SEBI"), in pursuance of the Securities and Exchange Board of India Act, 1992 and Section 26 of Part I of Chapter III of the Companies Act, 2013 ("the Act") for the purpose of inclusion in the Draft Red Herring Prospectus ("DRHP"), Red Herring Prospectus ("RHP") and Prospectus (the DRHP, the RHP and Prospectus collectively hereinafter called as "Offering Document") in connection with the proposed initial public offering of equity shares of Face Value Rs. 10 each of the company comprises of fresh issue of Equity Shares ("IPO").

Securities and Exchange Board of India ("SEBI") vide e-mail dated 28 October 2021 sent to Association of Investment Bankers of India, has instructed lead managers to ensure that companies provide financial statements prepared in accordance with Indian Accounting Standards (Ind-AS) for all the three years and stub period (hereinafter referred to as the "the SEBI e-mail"). Accordingly, the company has prepared these special purpose IND AS financial statements for the year ended 31<sup>st</sup> March 2020. These Special Purpose IND AS financial Statements are not the statutory financial statements of the company and do not include all the disclosures applicable to statutory financial statements prepared under the Companies Act, 2013.

The statutory financial statements of the Company as at and for the year ended 31<sup>st</sup> March 2020 prepared in accordance with Indian GAAP were approved by the Board of Directors in their meeting held on 21<sup>st</sup> October 2020.

Pursuant to the Companies (Indian Accounting Standard) Second Amendment Rules, 2015, the Company will prepare its first set of statutory financial statements as per Indian Accounting Standards (Ind-AS) notified under the Companies (Indian Accounting Standards) Rules, 2015 (as





# VISHNU PRAKASH R PUNGLIA LIMITED

## NOTES TO SPECIAL PURPOSE FINANCIAL STATEMENTS

amended from time to time) for the year ending 31<sup>st</sup> March 2023 and consequently 1<sup>st</sup> April 2021 is the transition date for preparation of such statutory financial statements. The Financial Statements for the year ending 31<sup>st</sup> March 2023 would be the first financial statements prepared in accordance with Ind-AS. Up to the financial year ended 31<sup>st</sup> March 2022, the Company prepared its financial statements in accordance with accounting standards prescribed under Section 133 of the Companies Act, 2013 ("Indian GAAP").

The Special Purpose IND AS Financial Statements for the year ended 31<sup>st</sup> March 2020 have been prepared after making suitable adjustments to the accounting heads from their Indian GAAP values following accounting policies (both mandatory exceptions and optional exemptions) availed as per Ind AS 101 for the transition date of 1st April, 2019 and as per the presentation, accounting policies and grouping/classifications including amended Schedule III disclosures to the extent applicable, followed as at and for the nine-months period ended 31<sup>st</sup> December 2022. These Special purpose IND AS financial statements were approved by the Board of Directors on 27<sup>th</sup> March 2023.

### **B. Basis of Preparation:**

The accounting policies set out below have been applied consistently to the periods presented in the Special Purpose Financial Statements. These Special Purpose Financial Statements have been prepared on a going concern basis.

### **C. Basis of Measurement:**

The Special Purpose Financial Statements have been prepared on a historical cost basis, except for certain financial assets and liabilities measured at fair value or amortised cost method (refer accounting policy regarding financial instruments) or revalued amount.

### **D. Current and Non-Current Classification**

The Company presents assets and liabilities in the balance sheet based on current/ non-current classification.

An asset is treated as current when it is:

- Expected to be realised or intended to be sold or consumed in normal operating cycle
- Held primarily for the purpose of trading
- Expected to be realised within twelve months after the reporting period, or
- Cash or cash equivalent unless restricted from being exchanged or used to settle a liability for at least twelve months after the reporting period

All other assets are classified as non-current.

A liability is current when:

- It is expected to be settled in normal operating cycle
- It is held primarily for the purpose of trading
- It is due to be settled within twelve months after the reporting period, or
- There is no unconditional right to defer the settlement of the liability for at least twelve months after the reporting period

The company classifies all other liabilities as non-current.

Deferred tax assets and liabilities are classified as non-current assets and liabilities only.

The operating cycle is the time between the acquisition of assets for processing and their realisation in cash and cash equivalents. The operating cycle of the Company's operations varies from contract to contract depending on the size of the contract and related approvals. Accordingly,



# VISHNU PRAKASH R PUNGLIA LIMITED

## NOTES TO SPECIAL PURPOSE FINANCIAL STATEMENTS

contract related assets and liabilities are classified into current and non-current based on the operating cycle of the contract. All other assets and liabilities have been classified into current and non-current based on a period of twelve months.

### E. Functional and Presentation Currency

The Special Purpose Financial Statements has been presented in Indian Rupees (Rs. or INR), which is also the company's functional currency. All amounts have been rounded-off to the nearest millions and decimals thereof, unless otherwise mentioned.

### F. Use of estimates, assumptions and judgements

The preparation of these Special Purpose Financial Statements in conformity with the recognition and measurement principles of Ind AS requires, management to make judgements, estimates and assumptions that affect the reported balances of assets and liabilities, disclosures relating to contingent liabilities as at the date of Special Purpose Financial Statement and the reported amounts of income and expenses for the year presented.

Actual results may differ from these estimates.

Estimates and underlying assumptions are reviewed on an ongoing basis. Revisions to accounting estimates are recognised in the year in which the estimates are revised and in any future periods affected.

#### Assumption and estimation uncertainties:

Information about assumptions and estimation uncertainties that have a significant risk of resulting in a material adjustment in the amounts recognised in the Special Purpose Financial Statements is included in the following notes:

- (i) Impairment test of non-financial assets and financials assets
- (ii) Measurement of defined benefit obligations: key actuarial assumptions
- (iii) Recognition of deferred tax assets: availability of future taxable profit against which tax losses carried forward can be used
- (iv) Recognition and measurement of provisions and contingencies: key assumptions about the likelihood and magnitude of an outflow of resources

### G. Fair value measurement

Certain accounting policies and disclosures of the Company require the measurement of fair values, for both financial and non financial assets and liabilities.

The Company has an established control framework with respect to the measurement of fair values. The valuation team regularly reviews significant unobservable inputs and valuation adjustments.

Fair values are categorised into different levels in a fair value hierarchy based on the inputs used in the valuation techniques as follows:

- Level 1: quoted prices (unadjusted) in active markets for identical assets or liabilities.
- Level 2: inputs other than quoted prices included in Level 1 that are observable for the asset or liability, either directly (i.e. as prices) or indirectly (i.e. derived from prices).
- Level 3: inputs for the asset or liability that are not based on observable market data (unobservable inputs).



# VISHNU PRAKASH R PUNGLIA LIMITED

## NOTES TO SPECIAL PURPOSE FINANCIAL STATEMENTS

When measuring the fair value of an asset or a liability, the Company uses observable market data as far as possible. If the inputs used to measure the fair value of an asset or a liability fall into different levels of the fair value hierarchy, then the fair value measurement is categorised in its entirety in the same level of the fair value hierarchy as the lowest level input that is significant to the entire measurement.

### 2.2 Significant accounting policies

#### A. Property, plant and equipment

##### Recognition and Measurement

Property, plant and equipment are stated at cost, net of accumulated depreciation and accumulated impairment losses, if any. Freehold land is stated at cost.

The cost of an item of property, plant and equipment comprises:

- a) its purchase price, including non-refundable purchase taxes, after deducting trade discounts and rebates.
- b) any costs directly attributable to bringing the asset to the location and condition necessary for it to be capable of operating in the manner intended by the management.
- c) the initial estimate of the costs of dismantling and removing the item and restoring the site on which it is located.

If significant parts of an item of property, plant and equipment have different useful lives, then they are accounted for as separate items (major components) of property, plant and equipment and depreciated accordingly.

##### Subsequent expenditure

Subsequent expenditure is capitalised only if it is probable that the future economic benefits associated with the expenditure will flow to the Company.

##### Depreciation methods, estimated useful lives and residual value

Depreciation is calculated on written down value basis using the useful lives as prescribed under Schedule II to the Companies Act, 2013. If the management's estimate of the useful life of a property plant & equipment at the time of acquisition of the asset or of the remaining useful life on a subsequent review is shorter than that envisaged in the aforesaid schedule, depreciation is provided at a higher rate based on the management's estimate of the useful life/remaining useful life.

Assets	Useful Life
Building & Property	60 years
Furniture & Fixtures	10 years
Plant & Equipment	5 - 15 years
Computer & Peripherals	3 years
Vehicles	8 - 10 years
Leasehold Land and Improvements	Over Lease Period

Depreciation on additions during the year is provided on pro rata basis with reference to month of addition/installation.

The property, plant and equipment acquired under finance leases is depreciated over the asset's useful life or over the shorter of the asset's useful life and the lease term if there is no reasonable



# VISHNU PRAKASH R PUNGLIA LIMITED

## NOTES TO SPECIAL PURPOSE FINANCIAL STATEMENTS

certainty that the company will obtain ownership at the end of the lease term. Leasehold land is amortised on a straight-line basis over the balance period of lease.

The residual values are not more than 5% of the original cost of the asset.

### **Derecognition**

An item of property, plant and equipment and any significant part initially recognized is derecognised upon disposal or when no future economic benefits are expected from its use or disposal. Any gain or loss arising on derecognition of the asset (calculated as the difference between the net disposal proceeds and the carrying amount of the asset) is included in the Special Purpose Statement of profit and loss when the asset is derecognised.

### **B. Capital Work In Progress**

Cost of assets not ready for intended use, as on balance sheet date is shown as capital work in progress. Advances given towards acquisition of property, plant and equipment outstanding at balance sheet date are disclosed as other non-current assets.

### **C. Investment Property**

#### **Recognition and Measurement**

Land and Building held to earn rental or for capital appreciation or both, rather than for use in the production or supply of goods or services or for administrative purposes: or sale in the ordinary course of business is recognised as investment property. Land held for a currently undetermined future use is also recognised as Investment Property.

Investment property is measured initially at its cost, including related transaction costs and where applicable borrowing costs. Subsequent expenditure is capitalised to the asset's carrying amount only when it is probable that future economic benefits associated with the expenditure will flow to the Company and the cost of the item can be measured reliably. All other repairs and maintenance costs are expensed when incurred. When part of an investment property is replaced, the carrying amount of the replaced part is derecognised.

#### **Gain or Loss on Disposal**

Any gain or loss on disposal of an Investment Property is recognised in the Special Purpose Statement of Profit and loss.

### **D. Impairment**

#### **i. Impairment of financial Assets**

The Company recognises loss allowances for expected credit losses on:

- financial assets measured at amortised cost;
- contract assets recognised under contract with customers; and
- financial assets measured at FOCI- debt investments.

At each reporting date, the Company assesses whether financial assets carried at amortised cost are credit-impaired. A financial asset is 'credit-impaired' when one or more events that have a detrimental impact on the estimated future cash flows of the financial asset have occurred.

Evidence that a financial asset is credit-impaired includes the following observable data:

- significant financial difficulty of the borrower or issuer;
- a breach of contract such as a default or being past due for 90 days or more;
- the restructuring of a loan or advance by each entity in the Company on terms that such entity would not consider otherwise;
- it is probable that the borrower will enter bankruptcy or other financial reorganisation;



## VISHNU PRAKASH R PUNGLIA LIMITED

### NOTES TO SPECIAL PURPOSE FINANCIAL STATEMENTS

- the disappearance of an active market for a security because of financial difficulties.

The Company measures loss allowances at an amount equal to lifetime expected credit losses, except for bank balances for which credit risk (i.e. the risk of default occurring over the expected life of the financial instrument) has not increased significantly since initial recognition, which are measured as 12 month expected credit losses.

Loss allowances for trade receivables are always measured at an amount equal to life time expected credit losses. Life time expected credit losses are the expected credit losses that result from all possible default events over the expected life of a financial instrument. Twelve months expected credit losses are the portion of expected credit losses that result from default events that are possible within 12 months after the reporting date (or a shorter period if the expected life of the instrument is less than 12 months).

In all cases, the maximum period considered when estimating expected credit losses is the maximum contractual period over which the Company is exposed to credit risk. When determining whether the credit risk of a financial asset has increased significantly since initial recognition and when estimating expected credit losses, the Company considers reasonable and supportable information that is relevant and available without undue cost or effort. This includes both quantitative and qualitative information and analysis, based on the Companies historical experience and informed credit assessment and including forward-looking information.

#### ii. Impairment of non-financial assets

The Companies non-financial assets, other than inventories and deferred tax assets, are reviewed at each reporting date to determine whether there is any indication of impairment. If any such indication exists, then the asset's recoverable amount is estimated.

For impairment testing, assets that do not generate independent cash inflows are grouped together into cash-generating units (CGUs). Each GU represents the smallest group of assets that generates cash inflows that are largely independent of the cash inflows of other assets or CGUs.

The recoverable amount of a CGU (or an individual asset) is the higher of its value in use and its fair value less costs to sell. Value in use is based on the estimated future cash flows, discounted to their present value using a pre-tax discount rate that reflects current market assessments of the time value of money and the risks specific to the GU (or the asset).

The Companies assets (e.g., central office building for providing support to various CGUs) do not generate independent cash inflows. To determine impairment of a corporate asset, recoverable amount is determined for the CGUs to which the corporate asset belongs.

An impairment loss is recognised if the carrying amount of an asset or GU exceeds its estimated recoverable amount. Impairment losses are recognised in the Special Purpose Statement of Profit and Loss. Impairment loss recognised in respect of a CGU is allocated first to reduce the carrying amount of any goodwill allocated to the GU, and then to reduce the carrying amounts of the other assets of the CGU (or group of CGUs) on a pro rata basis.

In respect of other assets for which impairment loss has been recognised in prior periods, the Company reviews at each reporting date whether there is any indication that the loss has decreased or no longer exists. An impairment loss is reversed if there has been a change in the estimates used to determine the recoverable amount. Such a reversal is made only to the extent that the asset's carrying amount does not exceed the carrying amount that would have been determined, net of depreciation or amortisation, if no impairment loss had been recognised.



# VISHNU PRAKASH R PUNGLIA LIMITED

## NOTES TO SPECIAL PURPOSE FINANCIAL STATEMENTS

### E. Inventories

Inventories include finished goods, raw materials and Work in Progress. The inventory is valued at cost or Net Realisable Value, whichever is lower. Cost is ascertained on weighted average basis.

The cost of inventory include expenditure in purchasing the materials, production and conversion cost and other relevant costs incurred in bringing them to their present location and condition.

Net realizable value is the estimated selling price in the ordinary course of business, less estimated costs of completion and estimated costs necessary to make the sale.

### F. Financial Instruments

#### i. Financial assets

##### Initial recognition and measurement

Financial assets are recognised when, and only when, the Company becomes a party to the contractual provisions of the financial instrument. The Company determines the classification of its financial assets at initial recognition.

When financial assets are recognised initially, they are measured at fair value. Transaction costs that are directly attributable to the acquisition or issue of financial assets, which are not at fair value through profit or loss, are adjusted to the fair value on initial recognition.

##### Classification:

#### a. Cash and Cash Equivalents

Cash comprises cash/cheques on hand and demand deposits with banks. Cash equivalents are short-term balances (with an original maturity of three months or less from the date of acquisition), highly liquid investment that are readily convertible into known amounts of cash and which are subject to insignificant risk of changes in value.

#### b. Debt Instruments

The Company classifies its debt instruments, as subsequently measured at amortised cost or fair value through Other Comprehensive Income or fair value through profit or loss based on its business model for managing the financial assets and the contractual cash flow characteristics of the financial asset

##### i. Financial assets at amortised cost

Financial assets are subsequently measured at amortised cost if these financial assets are held for collection of contractual cash flows where those cash flows represent solely payments of principal and interest. Interest income from these financial assets is included as a part of the Company's income in the Special Purpose Statement of Profit and Loss using the effective interest rate method.

##### ii. Financial assets at fair value through Other Comprehensive Income (FVOCI)

Financial assets are subsequently measured at fair value through Other Comprehensive Income if these financial assets are held for collection of contractual cash flows and for selling the financial assets, where the assets cash flows represent solely payments of principal and interest. Movements in the carrying value are taken through Other Comprehensive Income, except for the recognition of impairment gains or losses, interest revenue and foreign exchange gains or losses which are recognised in the Special Purpose Statement of Profit and Loss. When the financial asset is derecognised, the cumulative gain



## VISHNU PRAKASH R PUNGLIA LIMITED

### NOTES TO SPECIAL PURPOSE FINANCIAL STATEMENTS

or loss previously recognised in Other Comprehensive Income is reclassified from Other Comprehensive Income to the Special Purpose Statement of Profit and Loss.

#### iii. Financial assets at fair value through profit or loss (FVTPL)

Assets that do not meet the criteria for amortised cost or FVOCI are measured at fair value through profit or loss. A gain or loss on such debt instrument that is subsequently measured at FVTPL and is not part of a hedging relationship as well as interest income is recognised in the Special Purpose Statement of Profit and Loss.

#### c. Equity Instruments

The Company subsequently measures all equity investment (other than the investments in subsidiaries, joint ventures and associates which are measured at cost) at fair value. Where the Company has elected to present fair value gains and losses on equity investments in Other Comprehensive Income ("OCI"), there is no subsequent reclassification of fair value of gains and losses to profit or loss. Dividends from such investments are recognised in the Special Purpose Statement of Profit and Loss as other income when the Company's right to receive payment is established.

The Company has made an irrecoverable election to present in Other Comprehensive Income subsequent changes in the fair value of equity investments that are not held for trading (except investments in subsidiaries, joint ventures and associates which are measured at cost).

When the equity investment is de-recognised, the cumulative gain or loss previously recognised in Other Comprehensive Income is reclassified from Other Comprehensive Income to the Retained Earnings directly.

#### De-recognition

A financial asset is de-recognised only when the Company has transferred the rights to receive cash flows from the financial asset. Where the Company has transferred an asset, the Company evaluates whether it has transferred substantially all risks and rewards of ownership of the financial asset. In such cases, the financial asset is de-recognised. Where the Company has not transferred substantially all risks and rewards of ownership of the financial asset, the financial asset is not de-recognised. Where the Company retains control of the financial asset, the asset is continued to be recognised to the extent of continuing involvement in the financial asset.

#### ii. Financial liabilities

##### Initial recognition and measurement

Financial liabilities are recognised when and only when, the Company becomes a party to the contractual provisions of the financial instrument. The Company determines the classification of its financial liabilities at initial recognition.

All financial liabilities are recognised initially at fair value. Transaction costs that are directly attributable to the acquisition or issue of financial liabilities, which are not at fair value through profit or loss, are adjusted to the fair value on initial recognition.

##### Subsequent measurement

After initial recognition, financial liabilities that are not carried at fair value through profit or loss are subsequently measured at amortised cost using the effective interest method. Gains and losses are recognised in the Special Purpose Statement of Profit and Loss when the liabilities are derecognised, and through the amortisation process



# VISHNU PRAKASH R PUNGLIA LIMITED

## NOTES TO SPECIAL PURPOSE FINANCIAL STATEMENTS

### De-recognition

A financial liability is de-recognised when the obligation under the liability is discharged or cancelled or expires. When an existing financial liability is replaced by another from the same lender on substantially different terms, or the terms of an existing liability are substantially modified, such an exchange or modification is treated as a de-recognition of the original liability and the recognition of a new liability, and the difference in the respective carrying amounts is recognised in the Special Purpose Statement of Profit and Loss.

### Equity Instruments

An equity instrument is any contract that evidences a residual interest in the assets of an entity after deducting all of its liabilities. Equity instruments issued by a Company are recognised at the proceeds received.

### G. Borrowing costs

General and specific borrowing costs that are directly attributable to the acquisition, construction or production of a qualifying asset are capitalised during the period of time that is required to complete and prepare the asset for its intended use or sale. Qualifying assets are assets that necessarily take a substantial period of time to get ready for their intended use or sale.

Interest income earned on the temporary investment of specific borrowings pending their expenditure on qualifying assets is deducted from the borrowing costs eligible for capitalisation. Other borrowing costs are expensed in the period in which they are incurred.

### H. Cash and Cash Equivalent

Cash and cash equivalent includes cash on hand, other short-term, highly liquid investments with original maturities of three months or less that are readily convertible to known amounts of cash and which are subject to an insignificant risk of changes in value, and bank overdrafts.

### I. Special Purpose Statement of Cash Flows

Cash flows are reported using the indirect method, whereby net profit before taxes for the period is adjusted for the effects of transactions of a non-cash nature, any deferrals or accruals of past or future operating cash receipts or payments and item of income or expenses associated with investing or financing cash flows. The cash flows from operating, investing and financing activities of the Company are segregated.

### J. Earnings per share

#### Basic earnings per share

Basic earnings per share is calculated by dividing:

- the profit attributable to owners of the company
- by the weighted average number of equity shares outstanding during the financial year, adjusted for bonus elements in equity shares issued.

#### Diluted earnings per share

Diluted earnings per share adjusts the figures used in the determination of basic earnings per share to take into account:

- the profit attributable to owners of the company
- the weighted average number of additional equity shares that would have been outstanding assuming the conversion of all dilutive potential equity shares.





# VISHNU PRAKASH R PUNGLIA LIMITED

## NOTES TO SPECIAL PURPOSE FINANCIAL STATEMENTS

### K. Revenue Recognition

#### Revenue from contracts with customer

Revenue from contracts with customers is recognised when control of the goods or services are transferred to the customer at an amount that reflects the consideration to which the Company expects to be entitled in exchange for those goods or services. The Company assesses promises in the contract that are separate performance obligations to which a portion of transaction price is allocated.

Revenue is measured based on the transaction price as specified in the contract with the customer. It excludes taxes or other amounts collected from customers in its capacity as an agent. In determining the transaction price, the Company considers below, if any:

**a. Variable consideration** - This includes bonus, incentives, discounts etc. It is estimated at contract inception and constrained until it is highly probable that a significant revenue reversal in the amount of cumulative revenue recognised will not occur when the associated uncertainty with the variable consideration is subsequently resolved. It is reassessed at end of each reporting period.

**b. Significant financing component** - Generally, the Company receives short-term advances from its customers. Using the practical expedient in Ind AS 115, the Company does not adjust the promised amount of consideration for the effects of a significant financing component if it expects, at contract inception, that the period between the transfer of the promised good or service to the customer and when the customer pays for that good or service will be one year or less.

**c. Consideration payable to a customer** - Such amounts are accounted as reduction of transaction price and therefore, of revenue unless the payment to the customer is in exchange for a distinct good or service that the customer transfers to the Company.

In accordance with Ind AS 37, the Company recognises a provision for onerous contract when the unavoidable costs of meeting the obligations under a contract exceed the economic benefits to be received.

#### Contract modifications

Contract modifications are accounted for when additions, deletions or changes are approved either to the contract scope or contract price. The accounting for modifications of contracts involves assessing whether the services added to the existing contract are distinct and whether the pricing is at the standalone selling price. Services added that are not distinct are accounted for on a cumulative catch up basis, while those that are distinct are accounted for prospectively, either as a separate contract, if additional services are priced at the standalone selling price, or as a termination of existing contract and creation of a new contract if not priced at the standalone selling price.

#### Cost to fulfill the contract

The Company recognises asset from the cost incurred to fulfill the contract such as set up and mobilisation costs and amortises it over the contract tenure on a systematic basis that is consistent with the transfer to the customer of the goods or services to which the asset relates.



# VISHNU PRAKASH R PUNGLIA LIMITED

## NOTES TO SPECIAL PURPOSE FINANCIAL STATEMENTS

### Contract balances

#### Contract assets

A contract asset is the right to consideration in exchange for goods or services transferred to the customer. If the Company performs its obligations by transferring goods or services to a customer before the customer pays consideration or before payment is due, a contract asset is recognised for the earned consideration that is conditional. The contract assets are transferred to receivables when the rights become unconditional. This usually occurs when the Company issues an invoice to the Customer.

#### Trade receivables

A receivable represents the Companies right to an amount of consideration that is unconditional ie. only the passage of time is required before payment of consideration is due.

#### Contract liabilities

A contract liability is the obligation to transfer goods or services to a customer for which the Company has received consideration (or an amount of consideration is due) from the customer. Contract liabilities are recognised as revenue when the Company performs under the contract.

**The accounting policies for the specific revenue streams of the Company are summarised below:**

#### i. Sale of products

Revenue from the sale of products is recognised at point in time when the control of the goods is transferred to the customer based on contractual terms i.e. either on dispatch of goods or on delivery of the products at the customer's location.

#### ii. Construction contracts

Revenue, where the performance obligation is satisfied over time is recognised in proportion to the stage of completion of the contract. The stage of completion is assessed by reference to surveys of work performed. Otherwise, contract revenue is recognised as an expense in the Special Purpose statement of Profit and Loss in accounting periods in which work to which they relate is performed. An expected loss on a contract is recognised immediately in the Special Purpose Statement of Profit and Loss.

The Company recognises revenue at an amount for which it has right to consideration (i.e. right to invoice) from customer that corresponds directly with the value of the performance completed to the date.

Contract revenue includes the initial amount agreed in the contract plus any variations in contract work and claims payments, to the extent that it is probable that they will result in revenue and can be measured reliably. The Company recognises bonus/ incentive revenue on early completion of the project upon acceptance of the corresponding claim by the Customer.

#### iii. Job work income

Job work income is recognized when the services are rendered and there are no uncertainties involved to its ultimate realization.

#### iv. Interest income

Interest income, including income arising from other financial instruments measured at amortised cost, is recognised using the effective interest rate method.

#### v. Dividend income

Revenue is recognised when the company's right to receive the payment is established, when it is probable that the economic benefits associated with the dividend will flow to the entity and the



## VISHNU PRAKASH R PUNGLIA LIMITED

### NOTES TO SPECIAL PURPOSE FINANCIAL STATEMENTS

amount of dividend can be reliably measured. This is generally when shareholders approve the dividend.

#### vi. Rental Income

Lease income from operating leases where the Company is a lessor is recognized as income on a straight-line basis over the lease term unless the receipts are structured to increase in line with expected general inflation to compensate for the expected inflationary cost increases. The respective leased assets are included in the balance sheet based on their nature.

vii. Revenue in respect of other income is recognised when no significant uncertainty as to its determination or realisation exists.

#### L. Leases

In accordance with IND AS 116, the Company recognises a right of use asset and a lease liability at the lease commencement date. The right of use asset is initially measured at cost which comprise the initial amount of lease liability adjusted for any lease payments made before the commencement date. The right of use asset is subsequently depreciated using the straight-line method of the balance lease term. In addition, the right of use asset is periodically reduced by impairment loss, if any and adjusted for certain remeasurements of lease liability.

The lease liability is initially measured at the present value of the lease payments that are not paid at the commencement date, discounted using the implicit rate in the lease or the incremental borrowing rate, if that rate cannot be readily available at the commencement date of the lease for the estimated term of the obligation.

Lease payments included in the measurement of the lease liability comprise the amounts expected to be payable over the period of lease. The lease liability is measured at amortised cost using effective interest rate method. It is remeasured when there is a change in future lease payments arising from change in the index or rate.

The Company has applied the short-term lease recognition exemption to its short-term leases (i.e., those leases that have a lease term of 12 months or less from the commencement date and do not contain a purchase option) and low-value assets recognition exemption.

#### M. Joint Arrangements

Under Ind AS 111 Joint arrangements, investments in joint arrangements are classified as either joint operations or joint ventures. The classification depends on the contractual rights and obligations of each investor, rather than the legal structure of the joint arrangement. The Company has joint operations.

#### Joint Operations

The company recognises its direct right to the assets, liabilities, revenues and expenses of joint operations and its share of any jointly held or incurred assets, liabilities, revenues and expenses. These have been incorporated in the Special Purpose financial statements under the appropriate headings. The details of joint operations are set out in note 38.



# VISHNU PRAKASH R PUNGLIA LIMITED

## NOTES TO SPECIAL PURPOSE FINANCIAL STATEMENTS

### N. Employee benefits

#### (i) During Employment benefits

##### Short term employee benefits

Short-term employee benefits are expensed as the related service is provided. A liability is recognised for the amount expected to be paid if the Company has a present legal or constructive obligation to pay this amount as a result of past service provided by the employee and the obligation can be estimated reliably.

#### (ii) Post Employment benefits

##### (a) Defined contribution plans

A defined contribution plan is a post employment benefit plan under which a Company pays fixed contribution into a separate entity and will have no legal or constructive obligation to pay further amounts.

Obligations for contributions to defined contribution plans are expensed as the related service is provided. Prepaid contributions are recognised as an asset to the extent that a cash refund or a reduction in future payments is available.

##### (b) Defined benefit plans

The Company pays gratuity to the employees who have completed five years of service with the Company at the time when employee leaves the Company.

The gratuity liability amount is unfunded and formed exclusively for gratuity payment to the employees.

The liability in respect of gratuity and other post-employment benefits is calculated using the Projected Unit Credit Method and spread over the periods during which the benefit is expected to be derived from employees' services.

Re-measurement of defined benefit plans in respect of post employment are charged to Other Comprehensive Income.

**Compensated Absences** : Accumulated compensated absences, which are expected to be availed or encashed within 12 months from the end of the year are treated as short term employee benefits. The obligation towards the same is measured at the expected cost of accumulated compensated absences as the additional amount expected to be paid as a result of the unused entitlement as at the year end.

#### (iii) Termination benefits

Termination benefits are payable when employment is terminated by the Company before the normal retirement date or when an employee accepts voluntary redundancy in exchange for these benefits. In case of an offer made to encourage voluntary redundancy, the termination benefits are measured based on the number of employees expected to accept the offer.

### O. Taxes

#### i. Current income tax

Current income tax assets and liabilities are measured at the amount expected to be recovered from or paid to the taxation authorities. The tax rates and tax laws used to compute the amount are those that are enacted or substantively enacted, at the reporting date in the countries where the company operates and generates taxable income.

Current income tax relating to items recognised outside profit or loss is recognised outside profit or loss (either in other comprehensive income or in equity). Current tax items are recognised in correlation to the underlying transaction either in OCI or directly in equity. Management



## VISHNU PRAKASH R PUNGLIA LIMITED

### NOTES TO SPECIAL PURPOSE FINANCIAL STATEMENTS

periodically evaluates positions taken in the tax returns with respect to situations in which applicable tax regulations are subject to interpretation and establishes provisions where appropriate.

#### ii. Deferred tax

Deferred income tax is recognised using the balance sheet approach, deferred tax is recognised on temporary differences at the balance sheet date between the tax bases of assets and liabilities and their carrying amounts for financial reporting purposes, except when the deferred income tax arises from the initial recognition of goodwill or an asset or liability in a transaction that is not a business combination and affects neither accounting nor taxable profit or loss at the time of the transaction.

Deferred income tax assets are recognised for all deductible temporary differences, carry forward of unused tax credits and unused tax losses, to the extent that it is probable that taxable profit will be available against which the deductible temporary differences, and the carry forward of unused tax credits and unused tax losses can be utilised.

The carrying amount of deferred income tax assets is reviewed at each balance sheet date and reduced to the extent that it is no longer probable that sufficient taxable profit will be available to allow all or part of the deferred income tax asset to be utilised.

Deferred income tax assets and liabilities are measured at the tax rates that are expected to apply in the period when the asset is realized or the liability is settled, based on tax rates (and tax laws) that have been enacted or substantively enacted at the balance sheet date.

Deferred tax assets and deferred tax liabilities are offset if a legally enforceable right exists to set off current tax assets against current tax liabilities and the deferred taxes relate to the same taxable entity and the same taxation authority.

#### P. Provisions, Contingent Liabilities and Contingent Assets

Provisions are recognised when the Company has a present obligation (legal or constructive) as a result of a past event and it is probable that an outflow of resources, that can be reliably estimated, will be required to settle such an obligation.

If the effect of the time value of money is material, provisions are determined by discounting the expected future cash flows to net present value using an appropriate pre-tax discount rate that reflects current market assessments of the time value of money and, where appropriate, the risks specific to the liability. Unwinding of the discount is recognised in the Special Purpose Statement of Profit and Loss as a finance cost. Provisions are reviewed at each reporting date and are adjusted to reflect the current best estimate.

A present obligation that arises from past events where it is either not probable that an outflow of resources will be required to settle or a reliable estimate of the amount cannot be made, is disclosed as a contingent liability. Contingent liabilities are also disclosed when there is a possible obligation arising from past events, the existence of which will be confirmed only by the occurrence or non -occurrence of one or more uncertain future events not wholly within the control of the Company.

Claims against the Company where the possibility of any outflow of resources in settlement is remote, are not disclosed as contingent liabilities.

Contingent assets are not recognised in Special Purpose financial statements since this may result in the recognition of income that may never be realised. However, when the realisation of income is virtually certain, then the related asset is not a contingent asset and is recognised.



## VISHNU PRAKASH R PUNGLIA LIMITED

### NOTES TO SPECIAL PURPOSE FINANCIAL STATEMENTS

#### Q. Operating Segment

The company is exclusively engaged in the business of construction and infrastructure development in India. Based on the management approach, the Chief Operating Decision Maker evaluates the company's performance and allocates the resources based on an analysis of overall performance indicators. The Company prepares its segment information in conformity with the accounting policies adopted for preparing and presenting the Special Purpose Financial Statement of the Company.



## VISHNU PRAKASH R PUNGLIA LIMITED

### Notes to Special Purpose Financial Statements

(All amounts are in Million Rupees, unless otherwise stated)

3. PROPERTY, PLANT AND EQUIPMENT (PPE)								
Particulars	Lease hold Land & Improvements	Freehold Land & Improvements	Building	Computer & Peripherals	Plant & Equipment	Furniture & Fixtures	Vehicles	Total
<b>COST or DEEMED COST - GROSS CARRYING VALUE</b>								
As at April 1, 2019	7.59	49.68	185.48	1.43	174.56	4.86	38.50	462.10
Additions	-	-	29.86	0.43	27.71	0.11	3.96	62.07
Disposals	-	-	-	-	-	-	-	-
As at March 31, 2020	7.59	49.68	215.34	1.86	202.27	4.97	42.46	524.17
<b>ACCUMULATED DEPRECIATION / AMORTISATION</b>								
As at April 1, 2019	-	-	-	-	-	-	-	-
Depreciation for the year	0.09	-	3.47	0.59	28.44	1.18	7.32	0.00
Deductions/Adjustments during the period	-	-	-	-	-	-	-	-
As at March 31, 2020	0.09	-	3.47	0.59	28.44	1.18	7.32	41.09
Net Carrying value as at March 31, 2020	7.50	49.68	211.87	1.27	173.83	3.79	35.14	483.08

#### Notes :

1. Title deeds not held in the name of the company


The Company does not have any immovable property for the reporting year the title deed of which is not held in the name of the company.

2. The Company has not revalued its property, plant and equipments.

#### 3. Reconciliation of deemed cost to values under the previous GAAP

Particulars	Lease hold Land & Improvements	Freehold Land & Improvements	Building	Computer & Peripherals	Plant & Equipment	Furniture & Fixtures	Vehicles	Total
Gross Block as at April 1, 2019	7.78	49.68	198.16	4.71	265.63	7.71	64.69	598.36
Accumulated Depreciation / Amortisation as at April 1, 2019	0.19	-	12.68	3.28	91.07	2.85	26.19	136.26
Deemed Cost as at April 1, 2019	7.59	49.68	185.48	1.43	174.56	4.86	38.50	462.10

4. There are no Capital work-in-progress for the year ended 31 March 2020.



## VISHNU PRAKASH R PUNGLIA LIMITED

Notes to Special Purpose Financial Statements  
(All amounts are in Million Rupees, unless otherwise stated)

Note : 4 - Investment in Property :		As At 31st March 2020
Investment in Property		
Ordinary		
Leasehold Land		
At Cost		
Opening		63.13
Additions		8.30
Disposals		-
Balance	A	71.43
Accumulated Depreciation / Amortisation		
Opening		1.26
Additions		0.63
Disposals		-
Balance	B	1.89
<b>Carrying Amount (Net)</b>	<b>C = (A-B)</b>	<b>69.54</b>

Note:

The Company obtains valuation for its investment properties from Technical Department (other than those under construction) once in three years. The best evidence of fair value is District Level Committee (DLC) rate / Circle rate in case of land and management's technical valuation for building constructed. Fair value of investment property is equivalent to its cost presented in table above.

Note : 5 - Investments :	No. of Units	Amount
	As At 31st March 2020	As At 31st March 2020
Non Current Investments		
Quoted		
Investment in Mutual Fund - At fair value through other comprehensive income (FVCI)		
Baroda BNP Paribas Credit Risk Fund	16,955.16	0.23
Baroda BNP Paribas Equity Saving Fund	49,990.00	0.49
Investment in Equity Shares - At fair value through other comprehensive income		
Just Dial Limited (FV - Rs. 10\per share)	100.00	0.03
Suzlon Energy (FV - Rs. 2\per share)	3,500.00	0.01
Unitech Limited (FV - Rs. 2\per share)	17,000.00	0.02
Va Tech Wabag Limited (FV - Rs. 2\per share)	200.00	0.01
Investment in Gold Bond - At fair value through other comprehensive income		
Government of India SGB 17MR25 S IV	50.00	0.19
<b>Total</b>	<b>87,695.16</b>	<b>0.98</b>
Aggregate amount of impairment		-
Aggregated amount of quoted Investment		0.98
Market value of Quoted Investment		0.98
Aggregate carrying amount of unquoted investment		-
<b>Total</b>		<b>0.98</b>

Note : 5A Other Financial Assets :	As At 31st March 2020
Fixed Deposits with Banks (Maturity more than 12 months.) (Lien against Bank Guarantee, Collateral Security & Others)	47.77
Security Deposits	3.00
<b>Total</b>	<b>50.77</b>

Note : 6 Other Non - current assets :	As At 31st March 2020
Capital Advance	-
Other assets	0.26
<b>Total</b>	<b>0.26</b>

Note : 7 - Inventories :	As At 31st March 2020
Classification of Inventories :	
Work-in-Progress	1,016.37
(At Cost or Net Realisable Value which ever is Lower)	
<b>Total</b>	<b>1,016.37</b>

Note : 8- Loans & Advances :	As At 31st March 2020
Loans & Advances - Repayable on demand	
Unsecured, Considered Good	
Related Parties	5.98
others	-
<b>Total</b>	<b>5.98</b>

Note : Details of Loans and advances to promoters, directors, KMPs & related parties :-

Type of Borrower	As At 31st March 2020	
	Amount of loan or advance in the nature of loan outstanding	Percentage to the total Loans and Advances in the nature of loans (%)
Promoters		
Directors		
KMPs	5.98	100.00%
Related Parties		





## VISHNU PRAKASH R PUNGLIA LIMITED

### Notes to Special Purpose Financial Statements

(All amounts are in Million Rupees, unless otherwise stated)

Note : 9 - Trade Receivables :	As At 31st March 2020
Trade receivables considered good - Secured	-
Trade receivables considered good - Unsecured	930.82
Trade receivable which have significant increase in credit risk - Unsecured	-
Trade receivable Credit Impaired - Unsecured	930.82
Allowance for Expected Credit Loss	(6.58)
<b>Total</b>	<b>924.24</b>
<b>Category wise details of allowance for expected credit loss</b>	
Allowance for expected credit loss for Trade Receivables considered good - Unsecured	6.58

**Note:**

1. The Company applies the Ind AS 109 simplified approach to measuring expected credit losses (ECLs) for trade receivables at an estimated rate decided by the management. The ECLs are calculated on outstanding balance as at period / year end.

2. The Company's exposure to credit risk, currency risk and loss allowances related to trade receivables are disclosed in Note 40.

3. Trade Receivables includes retention money receivable from the customers on expiry of the defect liability period. However the company has an option to get the refund of the above receivables if performance bank guarantee is provided. Accordingly, the same has been classified as current. Further contract related assets and liabilities are classified into current and non-current based on the operating cycle of the respective contracts (Note No. 2.1(D))

4. Trade receivables does not include any debts from related parties

5. Retention money relating to construction contracts are included in above trade receivables as they are recoverable within the operating cycle of the Company:

Particulars	As At 31st March 2020
Retention Money	691.38
<b>Total Amount</b>	<b>691.38</b>

6. Movement in allowance for Expected Credit Loss :

Particulars	As At 31st March 2020
Balance at the beginning of the period / year:	-
Change in Allowance during the period / year	6.58
Written Back during the period / year	-
Balance at the end of the period / year:	6.58

7. Trade Receivable Ageing Schedule

Ageing Schedule as at 31st March 2020	Outstanding For Following periods from due date							Total
	Less than 6 Months	6 months - 1 Year	1-2 Years	2-3 Years	More than 3 Years	Undue	Unbilled	
i) Undisputed Trade Receivables - Considered Good	268.39	245.76	20.63	33.16	102.22	260.65	-	930.82
ii) Undisputed Trade Receivables - which have significant increase in credit risk	-	-	-	-	-	-	-	-
iii) Undisputed Trade Receivables - credit impaired	-	-	-	-	-	-	-	-
iv) Disputed Trade Receivables - Considered Good	-	-	-	-	-	-	-	-
v) Disputed Trade Receivables - which have significant increase in credit risk	-	-	-	-	-	-	-	-
vi) Disputed Trade Receivables - credit impaired	-	-	-	-	-	-	-	-
<b>Total</b>	<b>268.39</b>	<b>245.76</b>	<b>20.63</b>	<b>33.16</b>	<b>102.22</b>	<b>260.65</b>	<b>-</b>	<b>930.82</b>



**VISHNU PRAKASH R PUNGLIA LIMITED****Notes to Special Purpose Financial Statements**

(All amounts are In Million Rupees, unless otherwise stated)

<b>Note : 10 - Cash and Bank Balance :</b>	<b>As At 31st March 2020</b>
Cash and cash equivalents	
-Cash on hand	1.68
-Balances with Banks	
-In Currents Accounts	37.99
<b>Total</b>	<b>39.67</b>

<b>Note : 11 - Other Balance with Bank :</b>	<b>As At 31st March 2020</b>
Fixed Deposits with Banks (Maturity within 12 months.) (Lien against Bank Guarantee, Collateral Security & Others)	217.43
<b>Total</b>	<b>217.43</b>

<b>Note : 12 - Other Financial Assets :</b>	<b>As At 31st March 2020</b>
Security Deposits	40.70
Other Receivables	4.65
<b>Total</b>	<b>45.35</b>

<b>Note : 13 - Current Tax Assets :</b>	<b>As At 31st March 2020</b>
Advance tax and tax deducted at source (net of provision)	38.26
<b>Total</b>	<b>38.26</b>

<b>Note : 14 - Other current assets :</b>	<b>As At 31st March 2020</b>
Advances to Suppliers & Contractors	73.64
Balance with Govt Authorities (GST)	124.64
<b>Total</b>	<b>198.28</b>



## VISHNU PRAKASH R PUNGLIA LIMITED

Notes to Special Purpose Financial Statements  
(All amounts are in Million Rupees, unless otherwise stated)

Note : 15 - Share Capital :	
Particulars	As At 31st March 2020
<b>Authorised Share Capital</b>	
3,50,00,000 Equity Shares of Rs. 10 Each	350.00
<b>Issued, Subscribed and Paid up</b>	
2,81,48,000 Equity shares of Rs.10 Each	281.48
<b>Total</b>	<b>281.48</b>

Note :

### 1. Terms\Right attached to Equity Shares

The Company has only one class of equity shares having a face value of INR 10 each, Each holder of an equity share is entitled to one vote per share, The Company declares and pays dividends in Indian rupees, if any.

In the event of liquidation of the Company, the holders of the equity shares will be entitled to receive remaining assets of the Company, after distribution of all preferential amounts. The distribution will be in proportion of the shares held by the shareholder.

### 2. The reconciliation of the Shares outstanding as at 31st March 2020

Equity Share of Rs.10 each fully Paid	As At 31st March 2020	
	No of shares	Amount
Balance as at the beginning of the year	2,81,48,000	281.48
Issued During The Year	-	-
<b>Balance as at the end of the year</b>	<b>2,81,48,000</b>	<b>281.48</b>

### 3. Details of Shareholders holding more than 5% shares in the company

Equity Share of Rs.10 each fully Paid	As At 31st March 2020	
	No. of Shares	% of Total Holding
<b>Name of Share Holder</b>		
Ajay Punglia	32,00,000	11.37%
Anil Punglia	27,00,000	9.59%
Kamal Kishore Punglia	28,00,000	9.95%
Manohar Lal Punglia	27,40,000	9.73%
Pushpa Devi Punglia	23,70,000	8.42%
Pushpa Punglia	25,30,000	8.99%
Ramjeevan Punglia	33,10,000	11.76%
Sanjay Kumar Punglia	27,70,000	9.84%
Vijay Punglia	27,30,000	9.70%
Vishnu Prakash Punglia	28,50,000	10.13%
<b>Total</b>	<b>2,80,00,000</b>	<b>99.47%</b>

### 4. Details of Promoter,s holding more than 5% shares in the company

Equity Share of Rs.10 each fully	As At 31st March 2020		As at 1st April 2019		% Change during the Year
	No. of Shares	% of Total Holding	No. of Shares	% of Total Holding	
<b>Name of Promoters</b>					
Vishnu Prakash Punglia	28,50,000	10.13	28,50,000	10.13	-
Manohar Lal Punglia	27,40,000	9.73	27,40,000	9.73	-
Kamal Kishor Punglia	28,00,000	9.95	28,00,000	9.95	-
Sanjay Kumar Punglia	27,70,000	9.84	27,70,000	9.84	-
Ajay Punglia	32,00,000	11.37	32,00,000	11.37	-
<b>Total</b>	<b>1,43,60,000</b>	<b>51.02</b>	<b>1,43,60,000</b>	<b>51.02</b>	

Note :

Ram Jeevan Punglia, Anil Punglia, Pushpa Devi Punglia, Pushpa Punglia and Vijay Punglia were also promoters as at 31st March 2020 and 1st April 2019

Note : 16 - Other Equity	
	As At 31st March 2020
Retained Earnings	662.34
Other Comprehensive Income	1.37
<b>Total Other Equity</b>	<b>663.71</b>

Notes

### 1. Retained Earnings

Balance at the beginning of the year	535.79
Profit/(Loss) for the year	126.55
<b>Balance at the end of the year</b>	<b>662.34</b>

### 2. Other Comprehensive Income

Balance at the beginning of the year	-
Changes in fair value of Equity Instruments through OCI	0.09
Deferred Tax on revaluation of financial instruments	(0.01)
Remeasurements of defined employee benefit	1.29
<b>Balance at the end of the year</b>	<b>1.37</b>



## VISHNU PRAKASH R PUNGLIA LIMITED

Notes to Special Purpose Financial Statements  
(All amounts are in Million Rupees, unless otherwise stated)

### Note: 17 - Borrowings

Long Term Borrowings:	As At 31st March 2020
<b>Secured</b>	
Term Loans from Banks & Financial Institutions (Refer Note 1 below)	26.62
<b>Unsecured</b>	
Term Loans from Banks & Financial Institutions (Refer Note 2 below)	12.50
<b>Total</b>	<b>39.12</b>

Short Term Borrowings :	As At 31st March 2020
<b>Secured</b>	
Working Capital Loans - (Refer Note 3 below)	
Bank of Baroda	797.72
Term Loan Installments (Refer Note 1 below)	67.63
<b>Unsecured</b>	
Term Loan Installments (Refer Note 2 below)	10.62
Loans Repayable on Demand	
Related Parties	131.39
Others	175.69
<b>Total</b>	<b>1,183.05</b>

Note :

#### 1 Secured Term loans from Banks and Financial Institutions

Sl. No.	Particulars	As At 31st March 2020			Security	Repayment Terms
		Total	Non-Current	Current		
	<b>Term loan (Rupee loan except otherwise stated)</b>					
i)	Axis Bank Limited	6.54	3.26	3.29	Hypothecation by way of various equipments and Vehicles	Monthly instalments along with interest rate ranging from 7.80% to 10.76% p.a.
ii)	HDFC Bank Limited	4.78	1.13	3.65	Hypothecation by way of various equipments and Vehicles	Monthly instalments along with interest rate ranging from 6.51% to 11.26% p.a.
iii)	Kotak Mahindra Bank Limited	20.86	10.28	10.57	Hypothecation by way of various equipments and Vehicles	Monthly instalments along with interest rate ranging from 6.60% to 9.25% p.a.
iv)	Tata Capital Finance Limited	49.53	11.21	38.32	Hypothecation by way of various equipments and Vehicles	Monthly instalments along with interest rate ranging from 9.00% to 11.07% p.a.
v)	Yes Bank Limited	3.62	0.75	2.87	Hypothecation by way of various equipments and Vehicles	Monthly instalments along with interest rate ranging from 9.00% to 11.07% p.a.
vi)	ICICI Bank Limited	4.43	-	4.43	Hypothecation by way of various equipments and Vehicles	Monthly instalments along with interest rate ranging from 8.76% to 10.28% p.a.
vii)	Tata Motors Finance Limited	4.49	-	4.49	Hypothecation by way of various equipments and Vehicles	Monthly instalments along with interest rate ranging from 8.50% to 8.52% p.a.
	<b>Total</b>	<b>94.26</b>	<b>26.62</b>	<b>67.63</b>		

#### 2 Unsecured Term loans from Banks and Financial Institutions

Sl. No.	Particulars	31st March 2020		
		Total	Non-Current	Current
	<b>Term loan (Rupee loan except otherwise stated)</b>			
i)	Axis Bank Limited	1.46	-	1.46
ii)	HDFC Bank Limited	1.46	-	1.46
iii)	Kotak Mahindra Bank Limited	16.82	10.30	6.52
iv)	ICICI Bank Limited	1.18	-	1.18
v)	IDFC Bank First Capital	2.20	2.20	-
	<b>Total</b>	<b>23.12</b>	<b>12.50</b>	<b>10.62</b>



### 3 Security for Working capital loans from Banks

The Company has taken working capital loans from Bank of Baroda. The security details are as follows:-

Exclusive 1st charge by way of hypothecation of entire unencumbered machineries, electrical installation, furniture & fixture, office equipments, and other movable fixed assets of the company, present & future.

Exclusive 1st charge by way of hypothecation of all types of raw materials, stock in progress, consumables stores and finished goods, book debts & entire current assets, present & future.

\*Exclusive 1st charge by way of Equitable mortgage of immovable properties listed below.

\*\*Further secured by way of personal guarantees as listed below.

#### \* Equitable Mortgage of following Immovable properties

Details of Immovable Properties	Belongs to
1. H-399. Mini Growth Centre II Phase, Sangaria Jodhpur.	VPRP Art ( Prop. Mr Kamal Kishore Punglia)
2. Office at Shivalik H-1, first floor, Sardarpura, Jodhpur.	Kamal Kishor and Vishnu Prakash Punglia
3. 17 E 798, Chopasani Housing Board, Jodhpur.	Ajay Punglia
4. Plot No. 17, Vijaya Raje nagar Scheme, Near N H 65, Jodhpur.	Manohar Lal Punglia
5. Plot No. 63, Adeshwar Nagar, Part of Khasara No. 110/2, Chopasani Jagir, Jodhpur.	Smt. Pushpa Devi Punglia W/o Vishnu Prakash Punglia.
6. Plot No. 64, Adeshwar Nagar, Part of Khasara No. 110/2, Chopasani Jagir, Jodhpur.	Smt. Pushpa Devi Punglia W/o Vishnu Prakash Punglia
7. Plot No. 65, Adeshwar Nagar, Part of Khasara No. 110/2, Chopasani Jagir, Jodhpur.	Smt. Pushpa W/o Manohar Lal Punglia
8. 22 A & 22 B, Subhash Nagar, Pali road, Jodhpur.	Vishnu Prakash and Manohar Lal Punglia
09. Plot No. 138 to 141, East/West Pal Road, Shasara No. 98, Village Chopasani, Jodhpur.	Anil Punglia S/o Ramjeevan Punglia
10. Plot No. 216, Shree Ram Nagar, Part of Khasara No. 311 of Village Kuri Bhagatasani, Jodhpur.	Vishnu Prakash S/o Ranchod Das Punglia
11. Plot No. 217, Shree Ram Nagar, Part of Khasara No. 311 of village Kuri Bhagatasani, Jodhpur.	Vishnu Prakash S/o Ranchod Das Punglia
12. Plot No. 226, Shree Ram Nagar, Part of Khasara No. 311 of village Kuri Bhagatasani, Jodhpur.	Vishnu Prakash S/o Ranchod Das Punglia
13. Plot No. 227, Shree Ram Nagar, Part of Khasara No. 311 of village Kuri Bhagatasani, Jodhpur.	Vishnu Prakash S/o Ranchod Das Punglia
14. Plot No. 248-249, Shree Ram Nagar, Part of Khasara No. 311 of village Kuri Bhagatasani, Jodhpur.	Sanjay Punglia S/o Sh Ram Jeevan Punglia
15. Plot No. 239, Shree Ram Nagar, Part of Khasara No. 311 of village Kuri Bhagatasani, Jodhpur.	Sh Anil Punglia
16. Plot No. 238, Shree Ram Nagar, Part of Khasara No. 311 of village Kuri Bhagatasani, Jodhpur.	Sh Anil Punglia
17. Plot No 08, Patta No. 10, Misal No 08/1986, market Road, Mahajano Ka Bas, Dhorimanna, Gudamalani, Barmer.	Sh Anil Punglia
18. Patta No.93, Misal No 36/2001, Market Road, Mahajano Ka Bas, Dhorimanna, Gudamalani, Barmer.	Sh. Kamal Kishor Punglia
19. Patta No.94, Misal No 60/2001, market Road, Mahajano Ka Bas, Dhorimanna, Gudamalani, Barmer.	Sh. Vishnu Prakash
20. P No. 194 and 194/1 K No. 98, Ram Nagar Chosasni Jagir, Jodhpur.	Smt. Pooja Punglia
21. plot 435, sector D, shankar nagar yozna khasra no.114, chopasani jagir, jodhpur.	Mrs. Rakhi punglia
22. Plot no. 1 to 4, 5 and 10 and 11-19 Khasra no. 304-305 Sant Vihar Yojana Sangria Jodhpur.	Sh Anil and & Vishnu Prakash Punglia
23. Flat situated at 104, Coral Crown, D-227, Tulsi Marg, Bani Park, Jaipur.	Vishnu Prakash Punglia S/o Ranchore Das Punglia
24. Office at Shivalik H-2, first floor, Sardarpura, Jodhpur.	Company
25. Plot situated at CH/16, Mahveer Nagar Barmer.	Manohar Lal Punglia
26. House & Plot No. 10A Vijay Nagar New Pali Road Bhagat Ki Kothi Jodhpur.	Mrs. Pushpa Devi Punglia W/o Mr. Vishnu Prakash Punglia and Mrs. Neetu Punglia W/o Mr Anil Punglia
27. Plot No. 13 & 14 Khasara No. 178/5/2 Village Pal Jodhpur.	Company
28. Plot No. 47 Khasara No 1877 of Village Mandore Jodhpur.	Smt. Sushila Rathi W/o Sh Purushottam Rathi
29. Plot No. 66, Adeshwar Nagar, Part of Khasara No. 110/2, Chopasani Jagir, Jodhpur.	Mr. Sanjay Punglia and Mr. Vishnu Prakash Punglia
30. Plot No F 37 Industrial Area Kishan Ghat Jaisalmer.	Company
31. H No 425/B D Road Sardarpura Jodhpur.	Company
32. Industrial Plot No D-223 Industrial Area, Abu Road.	Company
33. H No 4 B-1 New Land Scheme Housing Board, Pali Marwar.	Mr Arvind Kumar Sharma S/o Keshav Dev Sharma
34. Plot no 7 K No 1324 Chak No 02 Near Manpura Bhakri Pali Marwar.	Smt Vibha Sharma W/o Mr Arvind Sharma
35. ½ West part of house no 130, Veer Durga Das Nagar Pali Marwar.	Vibha Sharma
36. Flat no 502 lying on 5 <sup>th</sup> floor Ridhi Siddhi consisting of ground floor plus 10 floor constructed on bearing 485/1 and 485/2 situated at Daman.	Company



37. Flat no 504 lying on 5 <sup>th</sup> floor Ridhi Siddhi consisting of ground floor plus 10 floor constructed on bearing 485/1 and 485/2 situated at Daman.	Company
48. Plot no 17 E 720 & 721 Sector 17 Chopasni Housing board.	Company
39. Plot no 30 Veer Durgadas Nagar Marwar Junction.	Company
40. Plot no F-252 Agro Food Park Boradana Jodhpur.	M/s Vishnu Prakash R Punglia Agro Food
41. Shop no R-1 Mandore Krishi Mandi Jodhpur.	M/s Vishnu Prakash R Punglia Agro Food
42. Plot no 56 Umaid Heritage, Defence Lab Road, Jodhpur.	Mr Rajesh Lohiya and Sannu Lohiya
43. House no 33 Section 7 Extension Jodhpur.	Mr. Rajesh Lohiya and Sannu Lohiya

**\*\*Details of Personal Guarantees**

<b>Personal Guarantee - Directors &amp; KMP</b>	Sh. Vishnu Prakash Punglia S/o Sh. Ranchod das Punglia
	Sh. Ajay Punglia s/o Sh. Vishnu Prakash Punglia
	Sh. Vijay Punglia S/o Sh. Vishnu Prakash Punglia (Resigned from Directorship w.e.f. 8th November 2022)
	Sh. Manohar Lal Punglia S/o Sh. Ramjeevan Punglia
	Sh. Sanjay Kumar Punglia S/o Sh. Ramjeevan Punglia
	Sh. Kamal Kishor Punglia S/o Sh. Ramjeevan Punglia
	Sh. Anil Punglia S/o Sh. Ramjeevan Punglia (Resigned from Directorship w.e.f. 8th November 2022)
M/s VPRP Art - Through Its Proprietor: Mr Kamal Kishore Punglia	
M/s Vishnu Prakash R Punglia Agro Food through All Partners (Vishnu Prakash Punglia, Manoharlal Punglia, Ajay Punglia and Kamal Kishore Punglia)	
<b>Personal Guarantee - Relatives of Director &amp; KMP</b>	Smt. Pushpa Devi Punglia W/o Sh. Vishnu Prakash Punglia
	Smt. Pushpa Punglia W/o Sh. Manohar Lal Punglia
	Smt. Pooja Punglia W/o Sh. Sanjay Punglia
	Smt. Neetu Punglia W/o Sh. Anil Punglia
	Smt. Rakhi Punglia W/o Sh. Vijay Punglia
	Smt. Sushila Rathi W/o Sh. Purushottam Rathi
<b>Personal Guarantee - Others</b>	Mr Arvind Sharma S/o Keshav Deo Sharma
	Mrs. Vibha Sharma W/o Arvind Sharma
	Mr Rajesh Lohiya
	Mrs Sannu Lohiya W/o Rajesh Lohiya

In respect of working capital borrowings from banks and financial institutions on the basis of security of current assets, the returns / statements submitted to the banks / financial institutions are in agreement the books of accounts.



## VISHNU PRAKASH R PUNGLIA LIMITED

### Notes to Special Purpose Financial Statements

(All amounts are in Million Rupees, unless otherwise stated)

Note : 18 - Provisions		As At 31st March 2020
<b>Non Current</b>		
Provision for Gratuity (Refer Note 33)		5.35
<b>Current</b>		
Provision for Gratuity (Refer Note 33)		0.60
<b>Total</b>		<b>5.95</b>

Note : 19 - Deferred Tax Liability :		As At 31st March 2020
<b>Deferred tax liability relates to the following:</b>		
Temporary Difference in carrying value of Property, Plant and Equipment as per books and as per Tax base		25.00
Revaluation of financial instruments routed through other comprehensive income		0.02
<b>Deferred tax Asset relates to the following:</b>		
Disallowance u/s 43B - Employee Benefits		1.55
Allowance for Expected Credit Loss		1.71
<b>TOTAL</b>		<b>21.76</b>
<b>Net Deferred Tax Liability</b>		<b>21.76</b>

#### Note :

##### 1. Movement in deferred tax (liabilities)/assets

Particulars	For the year ended 31st March 2020
Opening balance	(23.46)
Tax income/(expense) during the year recognised in profit or loss	1.71
Tax income/(expense) during the year recognised in OCI	(0.01)
Other Adjustments	-
<b>Closing balance</b>	<b>(21.76)</b>

The Company offsets tax assets and liabilities if and only if it has a legally enforceable right to set off current tax assets and current tax liabilities and the deferred tax assets and deferred tax liabilities relate to income taxes levied by the same tax authority.

##### 2. Major Components of income tax expense for the year ended 31st March 2020 are as follows:

Particulars	For the year ended 31st March 2020
Current income tax charge	58.72
Adjustment in respect of current income tax of previous year	-
<b>Deferred tax</b>	
Relating to origination and reversal of temporary differences	(1.71)
<b>Income tax expense recognised in Special Purpose Statement of Profit and Loss</b>	<b>57.01</b>

##### 3. Reconciliation of tax expense and accounting profit multiplied by income tax rate for the year ended 31st March 2020

Particulars	For the year ended 31st March 2020
Profit before tax	183.56
Enacted tax rate in India	25.17%
<b>Income tax on accounting profits</b>	<b>46.20</b>
<b>Tax Effect of</b>	
Depreciation	0.22
Expenditure allowable on payment basis and other disallowances	(2.09)
Exempt Income	(0.40)
Other adjustments	13.08
<b>Tax at effective Income tax rate</b>	<b>57.01</b>

Note : 21 - Other Financial Liabilities :		As At 31st March 2020
Security Deposits		40.20
Other Payables		14.05
<b>Total</b>		<b>54.25</b>

Note : 22 - Other Current Liabilities :		As At 31st March 2020
Payable to Statutory Authority		8.28
Contract Liabilities - Advances from Customers		49.12
<b>Total</b>		<b>57.40</b>



## VISHNU PRAKASH R PUNGLIA LIMITED

### Notes to Special Purpose Financial Statements (All amounts are in Million Rupees, unless otherwise stated)

Note : 20 - Trade Payables :	As At 31st March 2020
a) Trade Payables to micro enterprises and small enterprises	232.20
b) Trade Payables to other than micro enterprises and small enterprises	551.29
<b>Total</b>	<b>783.49</b>

**Note:**

- Trade Payables includes dues in respect of goods purchased or services received (including from employees, professionals and other under contract) in the normal course of business.
- Trade Payables includes retention money payable to vendors on expiry of the defect liability period. Accordingly, the same has been classified as current. Further contract related assets and liabilities are classified into current and non-current based on the operating cycle of the respective contracts (Note No. 2.1(D))

**3. Of the above, Trade Payable to related parties are as below:**

Particulars	As At 31st March 2020
Total Trade Payable to related parties	26.83
<b>Total</b>	<b>26.83</b>

**4. Retention money relating to construction contracts are included in above trade payables as they are recoverable within the operating cycle of the Company:**

Particulars	As At 31st March 2020
Retention Money	229.52
<b>Total Amount</b>	<b>229.52</b>

Ageing Schedule as at 31st March 2020	Outstanding For Following periods from due date					Total
	Less than 1 Year	1-2 Years	2-3 Years	More than 3 Years	Undue	
i) MSME	132.71	6.84	1.98	-	90.67	232.20
ii) Other than MSME	396.44	22.65	5.12	10.35	116.73	551.29
iii) Disputed Dues - MSME	-	-	-	-	-	-
iv) Disputed Dues - Other than MSME	-	-	-	-	-	-
<b>Total</b>	<b>529.15</b>	<b>29.49</b>	<b>7.10</b>	<b>10.35</b>	<b>207.40</b>	<b>783.49</b>

\* There are no Unbilled Trade Payable as at 31st March 2020

**6. Disclosure in respect of Micro, Small and Medium Enterprises:**

Particulars	As At 31st March 2020
Principal amount remaining unpaid to any supplier (micro enterprises and small enterprises) as at the year end	232.20
Interest due thereon	2.64
Amount of interest paid by the Company in terms of section 16 of the MSMED Act, along with the amount of the payment made to the supplier beyond the appointed day during the year	-
Amount of interest due and payable for the period of delay in making payment which have been paid but beyond the appointed day during the year but without adding the interest specified under the MSMED Act	3.04
Amount of interest accrued and remaining unpaid at the end of the accounting year	5.68
Amount of further interest remaining due and payable in succeeding years	5.68
The above information has been compiled in respect of parties to the extent to which they could be identified as Micro, Small and Medium	





## VISHNU PRAKASH R PUNGLIA LIMITED

Notes to Special Purpose Financial Statements  
(All amounts are in Million Rupees, unless otherwise stated)

Note : 23 - Revenue from Operations :	For the year ended 31st March 2020
Revenue from Contracts with Customers	
Sale of Services	
Work Contract Services	3,720.93
Sale of Products	10.58
<b>Total</b>	<b>3,731.51</b>

Note : 24 - Other Income :	For the year ended 31st March 2020
Dividend Income	0.00
Interest Income	17.04
Rent Income	0.84
Other Income	4.54
<b>Total</b>	<b>22.42</b>

Note : 25 - Purchase Cost :	For the year ended 31st March 2020
Cost of Purchases	1,215.00
<b>Total</b>	<b>1,215.00</b>

Note : 26- Construction Expenses	For the year ended 31st March 2020
Sub-Contract Charges	1,934.95
Hire/Rent Charges for Equipment	19.19
Drawing, Design & Survey Expenses	4.47
Power, Fuel & Water Expense	135.25
Site Expense	17.28
Testing & Quality Control	3.72
Royalty Expenses	7.78
Tender fees	0.55
Transportation Expenses	3.79
Labour Welfare Cess	26.04
Other Expenses	1.00
<b>Total</b>	<b>2,154.02</b>

Note : 27 - Changes in Inventories	For the year ended 31st March 2020
Work-In-Progress	
Opening Stock	832.49
Less : Closing Stock	1,016.37
<b>Total</b>	<b>(183.88)</b>

Note : 28 - Employee Benefits Expense	For the year ended 31st March 2020
Salary & Wages	91.88
Contribution to Employee Benefits (Gratuity, Provident and Other Funds)	3.23
Staff Welfare Expenses	0.31
<b>Total</b>	<b>95.42</b>

Note : 29 - Finance Cost :	For the year ended 31st March 2020
Bank Interest	95.03
Other Interest	54.67
Other Borrowing Cost	26.76
<b>Total</b>	<b>176.46</b>

Note : 30 - Depreciation and Amortisation Expense :	For the year ended 31st March 2020
Depreciation & Amortisation on Property, Plant & Equipment	41.73
<b>Total</b>	<b>41.73</b>



## VISHNU PRAKASH R PUNGLIA LIMITED

### Notes to Special Purpose Financial Statements

(All amounts are in Million Rupees, unless otherwise stated)

Note : 31 - Other Expenses :	For the year ended 31st March 2020
Audit Fees (Refer Foot Note 1)	0.08
Insurance Expenses	3.99
Bank Charges	0.23
Repair & Maintenance Expenses	21.61
Donation Exp	0.03
Corporate Social Responsibility Expenses (Refer Foot Note 2)	1.25
Postage Printing & Courier Charges	0.86
Telephone & Internet Expenses	0.93
Travelling Expenses	2.42
Advertisement Expenses	0.33
Professional & Consultancy Fees	9.43
Office & Administrative Expenses	1.03
Rent & Lease	3.90
Road Tax & Toll Tax	1.89
Bad Debts Written Off	0.98
Miscellaneous expenses	5.82
Rates & Taxes	0.91
Goods and Service Tax Written off	9.35
Allowance for Expected Credit Loss	6.58
<b>Total</b>	<b>71.62</b>

Note :

**1. Payment to statutory auditors of the Company**

Auditors' Remuneration	
Statutory Audit Fees:	0.03
Tax Audit Fees:	0.01
<b>Total</b>	<b>0.04</b>

**2. Details of Corporate Social Responsibility Expenses**

Particulars	For the year ended 31st March 2020
(i) Gross amount required to be spent by the company during the year as per section 135 of the Companies Act, 2013 read with Schedule VII	3.12
(ii) amount of expenditure incurred (nature of CSR Activities)	3.12
a) Construction/Acquisition of an asset	
b) For purposes other than (a) above	3.12
(iii) shortfall at the end of the period / year*	-
(iv) total of previous years shortfall	-
(v) Details of related party transactions	NA
(vi) Details related to Movement of Provision	NA

Note : 32 - Earning Per Share (EPS):	For the year ended 31st March 2020
<b>Face Value per Equity Share (In Rs)</b>	10.00
(a) Profit for the year attributable to equity shareholders	126.55
(b) Number of equity shares at the beginning of the year	2,81,48,000
(c) Number of equity shares at the end of the year	2,81,48,000
(d) Weighted average number of equity shares for calculating basic and diluted earnings per share	8,44,44,000
<b>Earnings Per Share (in Rs):</b>	
- Basic and Diluted earnings per share (a/d)	1.50

Note :

The Equity shares and basic/diluted earning per share has been presented to reflect the adjustments for issue of bonus shares subsequent to 31st December 2022 (refer note no 43) in accordance with Ind AS 33-Earning per share.



## VISHNU PRAKASH R PUNGLIA LIMITED

Notes to Special Purpose Financial Statements  
(All amounts are in Million Rupees, unless otherwise stated)

### Note 33 : Employee Benefit obligation

#### Defined Benefits : Gratuity

The Company operates a defined benefit plan (the gratuity plan) covering eligible employees, which provides a lump sum payment to vested employees at retirement, death, incapacitation or termination of employment, of an amount based on the respective employees salary and tenure of employment. The Gratuity Plan is unfunded.

The summarized position of the gratuity plan benefits as recognized in the Special Purpose Financial Statements as at 31st March 2020 are as under:

Net Asset / (Liability) recognised in the Special Purpose Balance Sheet	As At 31st March 2020
Present Value of Obligations	5.96
Fair Value of Plan Assets	-
<b>Net Asset / (Liability) recognised in the Special Purpose Balance Sheet</b>	<b>(5.96)</b>

Particulars	As At 31st March 2020
Provision for Gratuity (Non-Current) Refer Note 18	5.35
Provision for Gratuity (Current) Refer Note 18	0.60
<b>Net Asset / (Liability) recognised in the Special Purpose Balance Sheet</b>	<b>5.96</b>

Change in Present Value of Obligation during the year	For the year ended 31st March 2020
Present Value of Obligation at the beginning of the Year	4.46
Current Service Cost	2.31
Interest Cost	0.47
Actuarial (Gain)/Loss on Obligation	-1.29
Benefits Paid	-
<b>Present Value of Obligation at the end of the year</b>	<b>5.96</b>

Change in Fair Value of Plan Assets during the year	For the year ended 31st March 2020
Fair Value of Plan Assets at the Beginning of the year	-
Expected Return on Plan Assets	-
Contributions Made	-
Benefits Paid	-
Actuarial Gain/(Loss) on Plan Assets	-
<b>Fair value of plan Assets at the end of the year</b>	<b>-</b>

Amount recognised in the Special Purpose Statement of Profit and Loss	For the year ended 31st March 2020
<b>Expense recognised</b>	
Current Service Cost	2.31
Interest Cost	0.47
Expected Return on Plan Asset	0.00
<b>Total Expense charged to Profit and Loss</b>	<b>2.78</b>
<b>Remeasurement recognised in other comprehensive income (OCI)</b>	
Due to effect of Change in Financial Assumption	-0.24
Due to effect of Change in Demographic Assumption	-
Due to effect of Experience Adjustments	1.53
Actuarial (Gain)/Losses	1.29
Return on Plan Assets (excluding Interest)	-
<b>Total Re-measurements recognised in OCI</b>	<b>1.29</b>

Amount recognised in other comprehensive income	As At 31st March 2020
Opening amount recognised in OCI	-
Re-measurements recognised in OCI	1.29
<b>Amount recognised in OCI at the end of the year</b>	<b>1.29</b>

#### Actuarial assumptions

With the objective of presenting the plan obligations of the defined benefits plans at their fair value as at the Balance Sheet, assumptions under Ind AS 19 are set by reference to market conditions at the valuation date.

Particulars	As At 31st March 2020
Discount Rate	6.60%
Expected Rate of Return on Assets	-
Employee Attrition Rate	7% p.a.
Future Salary Increases considering Inflation, Seniority, Promotion	5.00%

#### Sensitivity Analysis

The sensitivity of the overall plan obligations to changes in the weighted key assumptions are:

Particulars	As At 31st March 2020	
Discount rate (per annum)	Increase 0.25%	(5.81)
	Decrease 0.25%	6.11
Salary Growth rate (per annum)	Increase 2.00%	7.36
	Decrease 2.00%	(4.92)
Employee Attrition rate (per annum)	Increase 2.00%	(5.89)
	Decrease 2.00%	6.01

Expected Cash Flow	As At 31st March 2020
1 year	0.60
2 to 5 years	1.28
6 to 10 years	2.46



## VISHNU PRAKASH R PUNGLIA LIMITED

Notes to Special Purpose Financial Statements  
(All amounts are in Million Rupees, unless otherwise stated)

### Note : 34 Disclosures pursuant to Indian Accounting standard (Ind AS) 115, Revenue from Contracts with Customers.

#### 1. Disaggregation of revenue

The Company believes that the information provided under note 19, Revenue from Operations is sufficient to meet the disclosure objectives with respect to disaggregation of revenue under Ind AS 115, Revenue from Contracts with Customers.

#### 2. Reconciliation of the amount for revenue recognised in the Special Purpose Statement of Profit and Loss with the contracted price.

Particulars	Note no.	For the year ended 31st March 2020
Revenue as per contracted price		3,731.51
Adjustments		-
<b>Revenue from contract with customers</b>	<b>19</b>	<b>3,731.51</b>

#### 3. Contract balances

The following table provides information about receivables, contract assets and contract liabilities from the contracts with customers.

Particulars	Note no.	As At 31st March 2020
Trade receivables	9	924.24
Contract Liabilities - Advances from Customers	22	49.12

#### 4. Unsatisfied performance obligation

The Company Applies the practical expedient in paragraph 121 of Ind AS 115 and does not disclose information about remaining performance obligation where the company has a right to consider from customer in an amount that corresponds directly with the value to the customer of the Company's performance completed to date. Accordingly the Company recognizes revenue by an amount to which the Company has a right to invoice.

### Note 35 : CONTINGENT LAIBILITES AND COMMITMENTS

	As At 31st March 2020
(i) Contingent liabilities	
(a) Claims against the company not acknowledged as debt;	
Income tax demand (Refer Foot Note 1)	0.38
(b) Guarantees given to third parties (Refer Foot Note 2)	1,697.15
(c) Other money for which the company is contingently liable.	-
(ii) Commitments	
Estimated amount of contracts remaining to be executed on capital account	-

#### Note :

1. Income Tax demand comprise company's share of demand raised by the Income Tax Authorities in respect of 1 Joint Operation, mainly on account of disallowances of expenses and addition to income. The matters are pending with Jurisdictional Commissioner Income Tax (Appeals).

2. Guarantees given to third parties represents guarantees given to various entities for the projects.

### Note 36 : Operating Segment

The company is exclusively engaged in the business of construction and infrastructure development in India. Based on the management approach, the Chief Operating Decision Maker evaluates the company's performance and allocates the resources based on an analysis of overall performance indicators. The Managing Director and Chief Financial Officer of the Company, who is responsible for allocating resources and assessing performance of the operating segments, has been identified as the Chief Operating Decision Maker (CODM). There is only one reporting segment and has no reportable segment as per IND AS 108 - Operating Segment.

### Note 37 : Capital Management

For the purpose of the Company's capital management, capital includes paid-up equity capital and all other equity reserves attributable to the equity holders of the Company. The primary objective of the company's capital management is to ensure that it maintains a strong capital base so as to maintain investor, creditor and market confidence and to sustain future development of the business. Management monitors the return on capital, to equity share holders.

The Company manages its capital structure and makes adjustments to it in the light of changes in economic conditions and the requirements of the financial covenants. To maintain or adjust the capital structure, the Company may adjust the dividend payment to shareholders, return capital to shareholders or issue new shares. The Company monitors capital using Debt-Equity ratio, which is net debt divided by total equity. The Company's policy is to keep the net debt to equity ratio below 3. The Company includes within net debt, interest bearing loans and borrowings, less cash and short-term deposits

Particulars	As At 31st March 2020
Total Borrowings	1,222.18
Less : Cash and Cash Equivalents	39.67
<b>Adjusted Net Debt</b>	<b>1,182.51</b>
Equity Share Capital	281.48
Other Equity	663.71
<b>Total Equity</b>	<b>945.19</b>
<b>Adjusted net debt to equity ratio</b>	<b>1.25</b>

No changes were made in the objectives, policies or processes for managing capital during the year.



## VISHNU PRAKASH R PUNGLIA LIMITED

Notes to Special Purpose Financial Statements  
(All amounts are in Million Rupees, unless otherwise stated)

### Note 38 : INTEREST IN OTHER ENTITIES

The Company has interest in following Joint Operations which were set up as an Un-incorporated AOPs for construction contracts.

Particulars	Country of Incorporation	Date of Incorporation	Proportion of Company's Interest
PUNGLIA RAKESH JV	India	18-Feb-2009	66.67%
VPRPL-RBIPL JV	India	30-Sep-2015	49.00%
VPRPL WABAG JV	India	3-Jul-2015	42.24%
VPRPL-MCL JV	India	12-Mar-2015	60.00%
VPRPL RBIPL JAWALI JV	India	14-Jul-2016	49.00%
VPRPL RBIPL RANI JV	India	14-Jul-2016	49.00%
VPRPL KALPATRU JV	India	1-Jun-2018	60.00%

#### Note :

##### 1. Classification of joint arrangements:

The joint venture agreements in related to above joint operations require unanimous consent from all parties for relevant activities. The Joint Operations partners have direct rights to the assets of joint arrangement and are jointly and severally liable for the liabilities incurred by joint arrangement. Thus, the above entities are classified as joint operation and the Company recognises its direct right to the jointly held assets, liabilities, revenue and expenses.

2. The company has 1 joint arrangements named VPRPL-KALPATRU(IV) where there has been dispute between the Vishnu Prakash R. Punglia Ltd. and Kalpataru Enterprises (JV Partners). The books of account of the Joint Venture are managed by Kalpataru Enterprises. On account of the ongoing dispute the company does not have any access to the financials of the Joint Venture. Thus the company has only incorporated the Revenue of Joint Venture which has been received in the bank Account of the company.

### 39. FAIR VALUE MEASUREMENTS

The carrying value and fair value of financial instruments by categories as at 31st March 2020 are as follows:

Particulars		Carrying Amount			Fair Value measurement			Total
		FVCI	Amortized Cost	Total	Level 1	Level 2	Level 3	
<b>FINANCIAL ASSETS</b>								
Non - Current Investments	5	0.98	-	0.98	0.98	-	-	0.98
Other Non - Current Financial Asset	5A	-	50.77	50.77	-	-	-	-
Loans & Advances	8	-	5.98	5.98	-	-	-	-
Trade Receivables	9	-	924.24	924.24	-	-	-	-
Cash and Cash Equivalents	10	-	39.67	39.67	-	-	-	-
Other balances with bank	11	-	217.43	217.43	-	-	-	-
Other Current Financial Assets	12	-	45.35	45.35	-	-	-	-
<b>TOTAL FINANCIAL ASSETS</b>		<b>0.98</b>	<b>1,283.43</b>	<b>1,284.41</b>	<b>0.98</b>	<b>-</b>	<b>-</b>	<b>0.98</b>
<b>FINANCIAL LIABILITIES</b>								
Long Term Borrowings	17	-	39.12	39.12	-	-	-	-
Short Term Borrowings	17	-	1,183.05	1,183.05	-	-	-	-
Trade Payables	20	-	783.48	783.48	-	-	-	-
Other Financial Liabilities	21	-	54.25	54.25	-	-	-	-
<b>TOTAL FINANCIAL LIABILITIES</b>		<b>-</b>	<b>2,059.91</b>	<b>2,059.91</b>	<b>-</b>	<b>-</b>	<b>-</b>	<b>-</b>

#### Notes :

i. The management assessed that the fair value of cash and cash equivalent, trade receivables, trade payables, loans & advances and other current financial assets and liabilities approximate their carrying amounts largely due to the short term maturities of these instruments.

**There have been no transfers among Level 1, Level 2 and Level 3 during the year.**

**Level 1** - Level 1 hierarchy includes financial instruments measured using quoted prices.

**Level 2** - The fair value of financial instruments that are not traded in an active market is determined using valuation techniques which maximise the use of observable market data and rely as little as possible on entity-specific estimates. If all significant inputs required to fair value an instrument are observable, the instrument is included in level 2.

**Level 3** - If one or more of the significant inputs are not based on observable market data, the instrument is included in level 3.

#### ii. Valuation technique used to determine fair value

Specific Valuation techniques used to value financial instruments include:

- the use of quoted market prices or dealer quotes for similar instruments
- the fair value of the remaining financial instruments is determined using discounted cash flow analysis

#### iii. Valuation processes

The finance department of the company includes a team that performs the valuations of financial assets and liabilities required for financial reporting purposes, including level 3 fair values.



## VISHNU PRAKASH R PUNGLIA LIMITED

### Notes to Special Purpose Financial Statements (All amounts are in Million Rupees, unless otherwise stated)

#### 40. FINANCIAL RISK MANAGEMENT

##### (A) Market risk

Market risk is the risk that the fair value of future cash flows of a financial instrument will fluctuate because of change in market prices. Market risk comprises three types of risk: foreign currency risk, interest rate risk and other price risk such as equity price risk and commodity/real estate risk.

##### (i) Foreign currency risk

Currency risk is not material as the Company's primary business activities are within India and does not have significant exposure in foreign currency.

##### (ii) Interest rate risk

Interest rate risk is the risk that the fair value or future cash flows of a financial instrument will fluctuate because of change in market interest rates. Any movement in the reference rate could have an impact on the company's cash flows as well as costs. The company is subject to variable interest rates on some of its interest bearing liabilities. The Company's interest rate exposure is mainly related to debt obligations. The company seeks to mitigate such risk by maintaining an adequate proportion of variable and fixed rate debts.

##### Exposure to interest rate risk

The interest rate profile of the Company's debt obligations as reported to management is as follows:

Particulars	As At 31st March 2020
Fixed Rate Debt Obligations	368.23
Variable Rate debt Obligations	853.95

##### Interest Rate Sensitivity

Profit or loss is sensitive to higher/lower interest expense from borrowings as a result of change in interest rates. The following table demonstrates the sensitivity of variable rate debt instruments to a reasonably possible change in interest rates. The risk estimates provided assume a parallel shift of 100 basis points interest rate across all yield curves. This calculation also assumes that the change occurs at the balance sheet date and has been calculated based on risk exposures outstanding as at that date. The year end balances are not necessarily representative of the average debt outstanding during the year.

Particulars	Impact on Profit Before Tax
	For the year ended 31st March 2020
Interest Rate	
- Increase by 100 basis points	(8.54)
- Decrease by 100 basis points	8.54

##### (B) Credit risk

Credit risk is the risk of loss that may arise on outstanding financial instruments if a counterparty default on its obligations. The Company's exposure to credit risk arises majorly from trade receivables, loans, deposits with banks and other financial assets.

Trade Receivables, deposits with banks and Other financial assets like security deposits, are mostly with government bodies, banks, employees and group entities, hence, the Company does not expect any credit risk with respect to these financial assets.

The carrying amount of financial assets represents the maximum credit exposure.

##### (C) Liquidity risk

Liquidity risk is defined as the risk that the Company will not be able to settle or meet its obligations on time or at reasonable price. Prudent liquidity risk management implies maintaining sufficient cash and marketable securities and the availability of funding through an adequate amount of credit facilities to meet obligations when due. The Company's finance team is responsible for liquidity, funding as well as settlement management. In addition, processes and policies related to such risks are overseen by senior management. Management monitors the Company's liquidity position through rolling forecasts on the basis of expected cash flows.

The tables have been drawn up based on the undiscounted cash flows of financial liabilities based on the earliest date on which the Company can be required to pay. In the table below, borrowings include both interest and principal cash flows.

##### Contractual maturities of financial liabilities

Particulars	Carrying Amount	Less than 1 year	1 to 5 years	More Than 5 Years
As at 31st March 2020				
Trade Payables	783.48	783.48	-	-
Long Term Borrowings	39.12	-	39.12	-
Short Term Borrowings	1,183.05	1,183.05	-	-
Other financial Liabilities	54.25	54.25	-	-
<b>Total financial liabilities</b>	<b>2,059.91</b>	<b>2,020.79</b>	<b>39.12</b>	<b>-</b>



## VISHNU PRAKASH R PUNGLIA LIMITED

### Notes to Special Purpose Financial Statements

(All amounts are in Million Rupees, unless otherwise stated)

#### Note : 41 - Related Party Transactions :

##### A) Related parties with whom the company had transactions during the year

###### (a) Key Management Personnel ("KMP"):

Vishnu Prakash Punglia	Whole Time Director & Chairman
Manohar Lal Punglia	Managing Director
Ajay Punglia	Whole Time Director & Chief Financial Officer (Redesignated as Whole Time Director only w.e.f. 28th February 2023)
Sanjay Kumar Punglia	Whole Time Director & Chief Executive Officer
Anil Punglia	Whole Time Director (Resigned from Directorship w.e.f. 8th November 2022)
Kamal Kishor Punglia	Whole Time Director
Vijay Punglia	Whole Time Director (Resigned from Directorship from 8th November 2022)
Manisha Daga	Company Secretary (Resigned w.e.f. 31st December 2021)

###### (b) Relatives of KMPs

Arti Punglia
Naresh Punglia
Pooja Punglia
Rakhi Punglia
Pushpa Devi Punglia
Pushpa Punglia
Ram Jeevan Punglia

###### (c) Enterprises over which KMP and Relatives of KMP's exercise significant Influence

Vishnu Infrastructures
Vishnu Prakash R Punglia Construction Limited

##### B) Transactions with key management personnel, relatives of KMP and their closing balances:

The terms and conditions of the transactions with key management personnel and their related parties were no more favourable than those available, or those which might reasonably be expected to be available, in respect of similar transactions with non-key management personnel related entities on an arm's length basis. The aggregate value of the Company's transactions and outstanding balances relating to key management personnel and entities over which they have control or significant influence is as follows:

Nature of Transaction	Nature of Relationship	Transaction Value
		For the year ended 31st March 2020
<b>Interest Income</b>		
Vishnu Infrastructures	Significant influence of KMP & Relatives of KMP	0.01
Ajay Punglia	KMP	0.64
<b>Purchases</b>		
Vishnu Infrastructures	Significant influence of KMP & Relatives of KMP	35.33
<b>Payment to Sub-contractors</b>		
Vishnu Infrastructures	Significant influence of KMP & Relatives of KMP	27.99
<b>Rent Expense</b>		
Vishnu Prakash R Punglia Construction Limited	Significant influence of KMP & Relatives of KMP	0.71
<b>Salaries (Employee Benefits)</b>		
Ajay Punglia	KMP	1.56
Anil Punglia	KMP	1.56
Kamal Kishor Punglia	KMP	1.56
Manohar Lal Punglia	KMP	1.80
Naresh Punglia	Relative of KMP	1.20
Sanjay Kumar Punglia	KMP	1.56
Vijay Punglia	KMP	1.56
Vishnu Prakash Punglia	KMP	1.80
Ram Jeevan Punglia	Relative of KMP	0.90
Manisha Daga	KMP	0.38
<b>Interest Paid</b>		
Ajay Punglia	KMP	7.72
Anil Punglia	KMP	0.37
Arti Punglia	Relative of KMP	0.20
Kamal Kishor Punglia	KMP	0.47
Manohar Lal Punglia	KMP	5.59
Pooja Punglia	Relative of KMP	0.20
Pushpa Devi Punglia	Relative of KMP	0.27
Pushpa Punglia	Relative of KMP	0.37
Rakhi Punglia	Relative of KMP	0.20
Sanjay Kumar Punglia	KMP	0.63
Vijay Punglia	KMP	0.55
Vishnu Prakash Punglia	KMP	0.68
Ram Jeevan Punglia	Relative of KMP	0.13
<b>Loans Given</b>		
Vishnu Infrastructures	Significant influence of KMP & Relatives of KMP	0.12
Ajay Punglia	KMP	5.34
<b>Loans Received Back</b>		
Vishnu Infrastructures	Significant influence of KMP & Relatives of KMP	0.12
<b>Loan taken during the year</b>		
Ajay Punglia	KMP	129.38
Anil Punglia	KMP	16.23
Manohar Lal Punglia	KMP	112.80
Pooja Punglia	Relative of KMP	0.65
Pushpa Devi Punglia	Relative of KMP	0.77
Pushpa Punglia	Relative of KMP	4.26
Rakhi Punglia	Relative of KMP	0.34



## VISHNU PRAKASH R PUNGLIA LIMITED

### Notes to Special Purpose Financial Statements

(All amounts are in Million Rupees, unless otherwise stated)

Nature of Transaction	Nature of Relationship	Transaction Value
		For the year ended 31st March 2020
Sanjay Kumar Punglia	KMP	38.28
Vishnu Prakash Punglia	KMP	38.55
Vijay Punglia	KMP	8.28
Arti Punglia	Relative of KMP	0.63
Kamal Kishor Punglia	KMP	22.98
Ram jeevan Punglia	Relative of KMP	2.30
<b>Loan repayment during the year</b>		
Ajay Punglia	KMP	144.16
Anil Punglia	KMP	15.16
Kamal Kishor Punglia	KMP	23.09
Manohar Lal Punglia	KMP	115.92
Pushpa Devi Punglia	Relative of KMP	0.25
Sanjay Kumar Punglia	KMP	37.75
Vishnu Prakash Punglia	KMP	38.44
Vijay Punglia	KMP	7.70
Ram jeevan Punglia	Relative of KMP	1.35

Particulars	Nature of Relationship	Balances Outstanding
		As At 31st March 2020
<b>Loans &amp; Advances</b>		
Ajay Punglia	KMP	5.98
<b>Loans (Short term Borrowings)</b>		
Ajay Punglia	KMP	51.98
Anil Punglia	KMP	3.64
Kamal Kishor Punglia	KMP	2.47
Manohar Lal Punglia	KMP	43.26
Pushpa Devi Punglia	Relative of KMP	2.70
Pushpa Punglia	Relative of KMP	6.75
Rakhi Punglia	Relative of KMP	2.08
Sanjay Kumar Punglia	KMP	3.10
Vijay Punglia	KMP	5.44
Vishnu Prakash Punglia	KMP	3.69
Arti Punglia	Relative of KMP	2.20
Pooja Punglia	Relative of KMP	2.23
Ram jeevan Punglia	Relative of KMP	1.84
<b>Trade Payables (Employees / Subcontractors / Vendors)</b>		
<b>Payables (Salaries - Employee Benefits)</b>		
Ajay Punglia	KMP	0.63
Anil Punglia	KMP	0.63
Kamal Kishor Punglia	KMP	0.02
Manohar Lal Punglia	KMP	0.20
Naresh Punglia	Relative of KMP	0.24
Sanjay Kumar Punglia	KMP	0.52
Vijay Punglia	KMP	0.53
Ram jeevan Punglia	Relative of KMP	0.28
Vishnu Prakash Punglia	KMP	0.66
<b>Payable to Subcontractors / Vendors</b>		
Vishnu Infrastructure	Significant influence of KMP & Relatives of KMP	22.00
Vishnu Prakash Punglia Construction limited	Significant influence of KMP & Relatives of KMP	1.11





## VISHNU PRAKASH R PUNGLIA LIMITED

### Notes to Special Purpose Financial Statements

(All amounts are in Million Rupees, unless otherwise stated)

#### Note 42 : OTHER STATUTORY DISCLOSURES

- 1 The Company do not have any Benami property, where any proceeding has been initiated or pending against the Company for holding any Benami property
- 2 The Company has not traded or invested in Crypto currency or Virtual Currency during reporting year.
- 3 The Company has not advanced or loaned or invested funds to any other person(s) or entity(ies), including foreign entities (Intermediaries) with the understanding that the Intermediary shall:
  - (a) directly or indirectly lend or invest in other persons or entities identified in any manner whatsoever by or on behalf of the Company (Ultimate Beneficiaries) or
  - (b) provide any guarantee, security or the like to or on behalf of the Ultimate Beneficiaries
- 4 The Company has not received any fund from any person(s) or entity(ies), including foreign entities (Funding Party) with the understanding (whether recorded in writing or otherwise) that the Company shall :
  - (a) directly or indirectly lend or invest in other persons or entities identified in any manner whatsoever by or on behalf of the Funding Party (Ultimate Beneficiaries) or
  - (b) provide any guarantee, security or the like on behalf of the Ultimate Beneficiaries,
- 5 The Company does not have any transaction which is not recorded in the books of accounts that has been surrendered or disclosed as income during the year in the tax assessments under the Income Tax Act, 1961 (such as, search or survey or any other relevant provisions of the Income Tax Act, 1961)
- 6 The Company does not have any borrowings from banks and financial institutions that are used for any other purpose other than the specific purpose for which it was taken at the reporting balance sheet date.
- 7 The Company has complied with the number of layers prescribed under clause (87) of section 2 of the Act read with Companies (Restriction on number of Layers) Rules, 2017.
- 8 The Company is not declared as a wilful defaulter by any bank or financial institution or other lender during the year.
- 9 Section 8 of the Companies Act, 2013 Company is required to disclose grants or donations received during the year. Since, the Company is not covered under Section 8 of the Companies Act, 2013, the said disclosure is not applicable.
- 10 There are no scheme of arrangements which have been approved by the Competent Authority in terms of sections 230 to 237 of the Companies Act, 2013 during the reporting year.
- 11 The Company has not identified any transactions or balances during the year with companies whose name is struck off under section 248 of the Companies Act, 2013 or section 560 of Companies Act, 1956.
- 12 There are no charge or satisfaction yet to be registered with ROC beyond the statutory period by the Company as at the reporting year.
- 13 The Company has neither declared nor paid any dividend during the reporting year.

#### Note 43 : SUBSEQUENT EVENTS

**Bonus Issue of equity shares :** Subsequent to period ended 31st December 2022, pursuant to the approval of shareholders granted in the extra-ordinary General meeting held on 28th January 2023, the company issued and allotted fully paid up 'bonus share' on 14th February 2023 at par in proportion of Two new equity share of INR 10 each for every one existing fully paid up equity share of INR 10 each held.

